



Hillcrest Weekly Vibration Monitoring Report

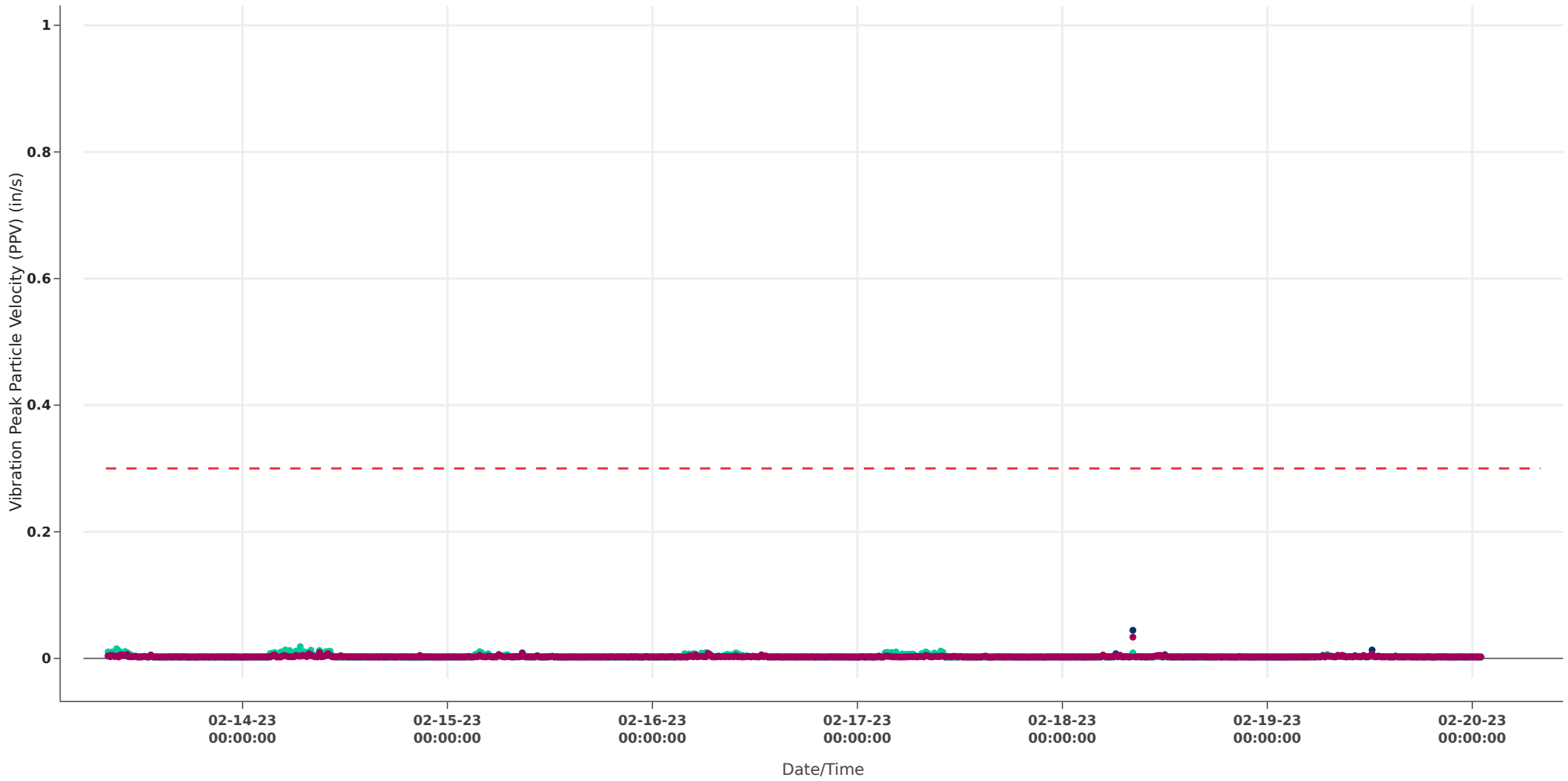
For Fort Partners

02-20-2023

Map View

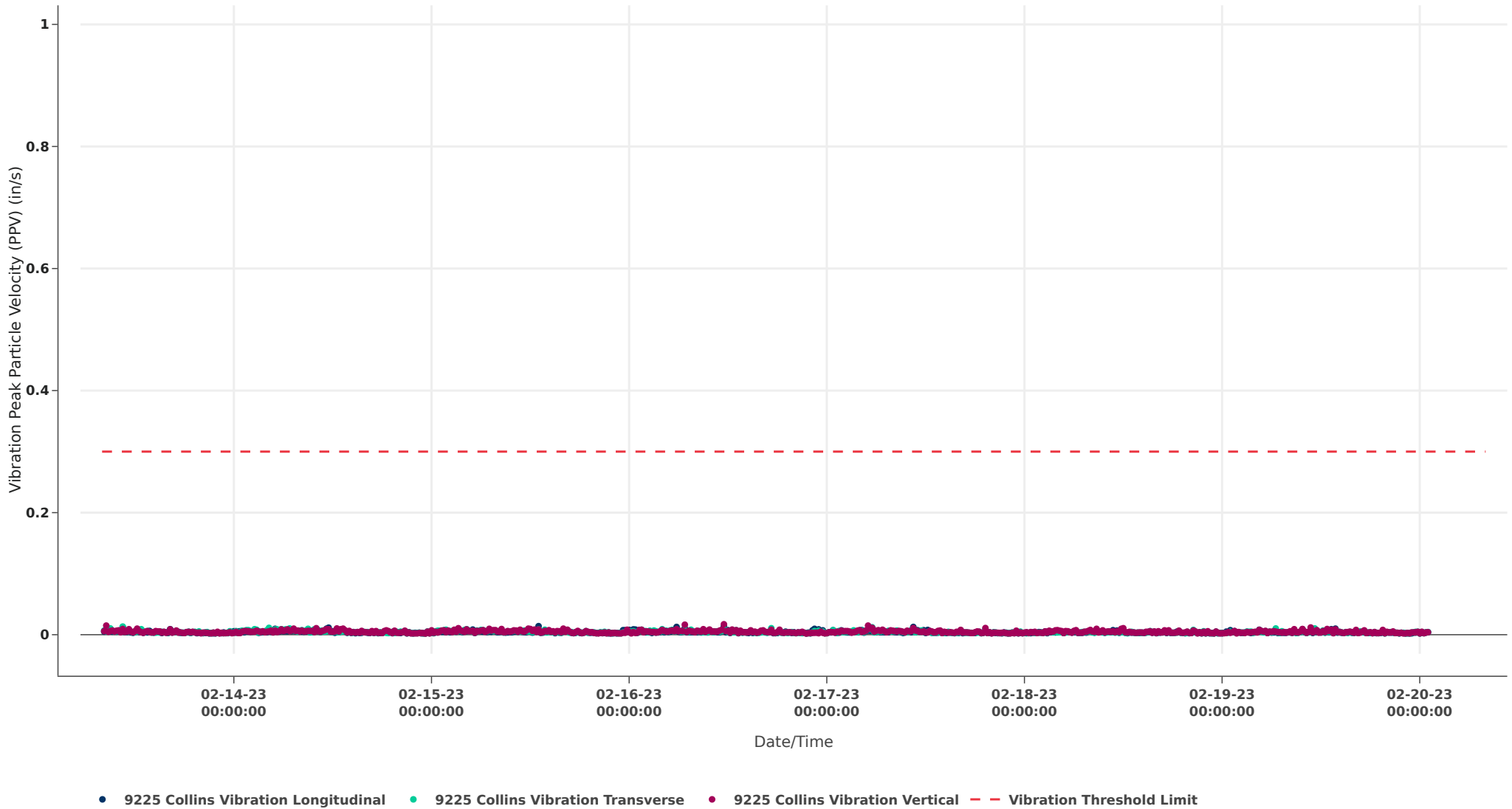


9201 Collins Vibration

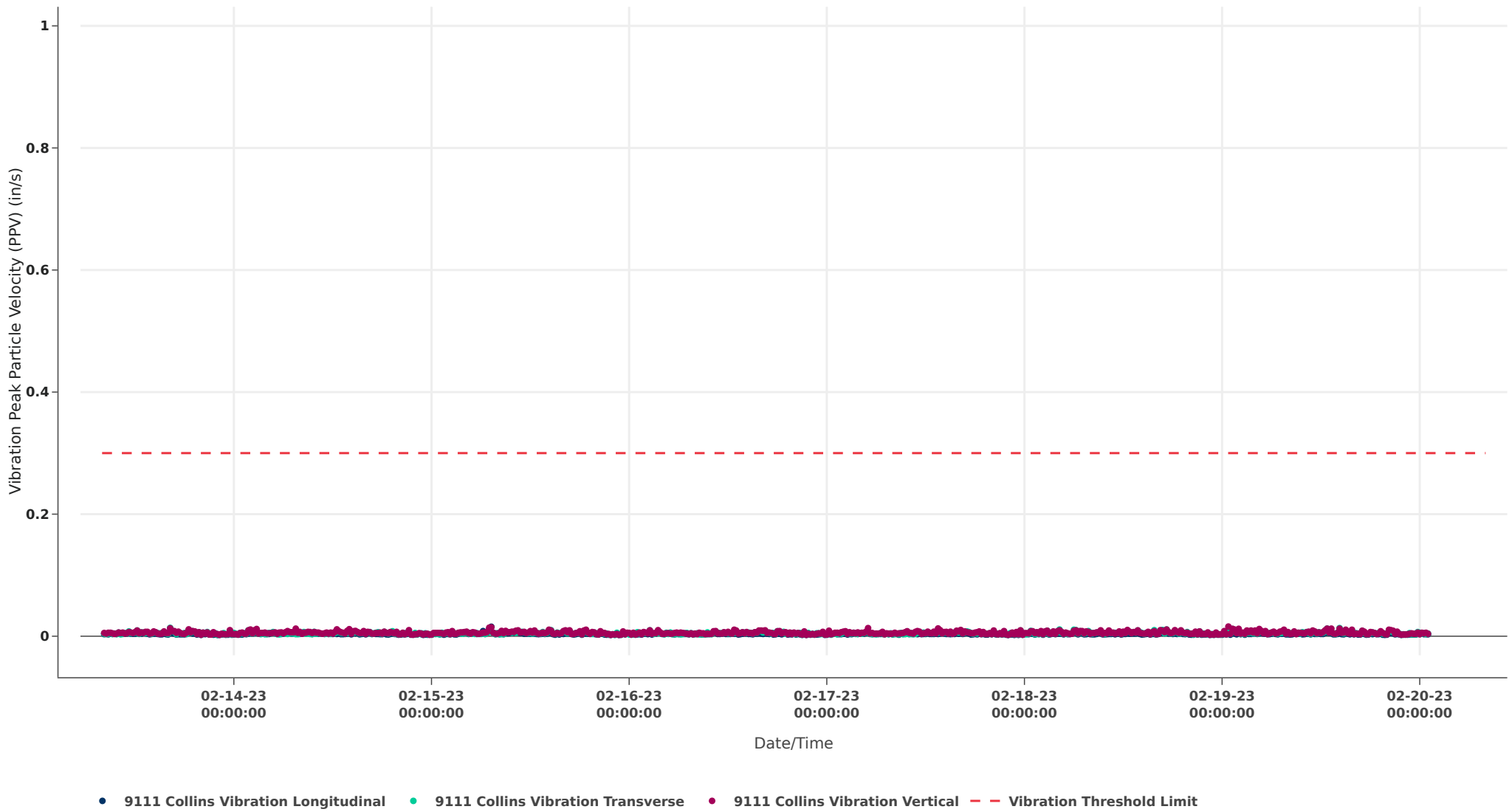


● 9201 Collins Vibration Longitudinal ● 9201 Collins Vibration Transverse ● 9201 Collins Vibration Vertical - - Vibration Threshold Limit

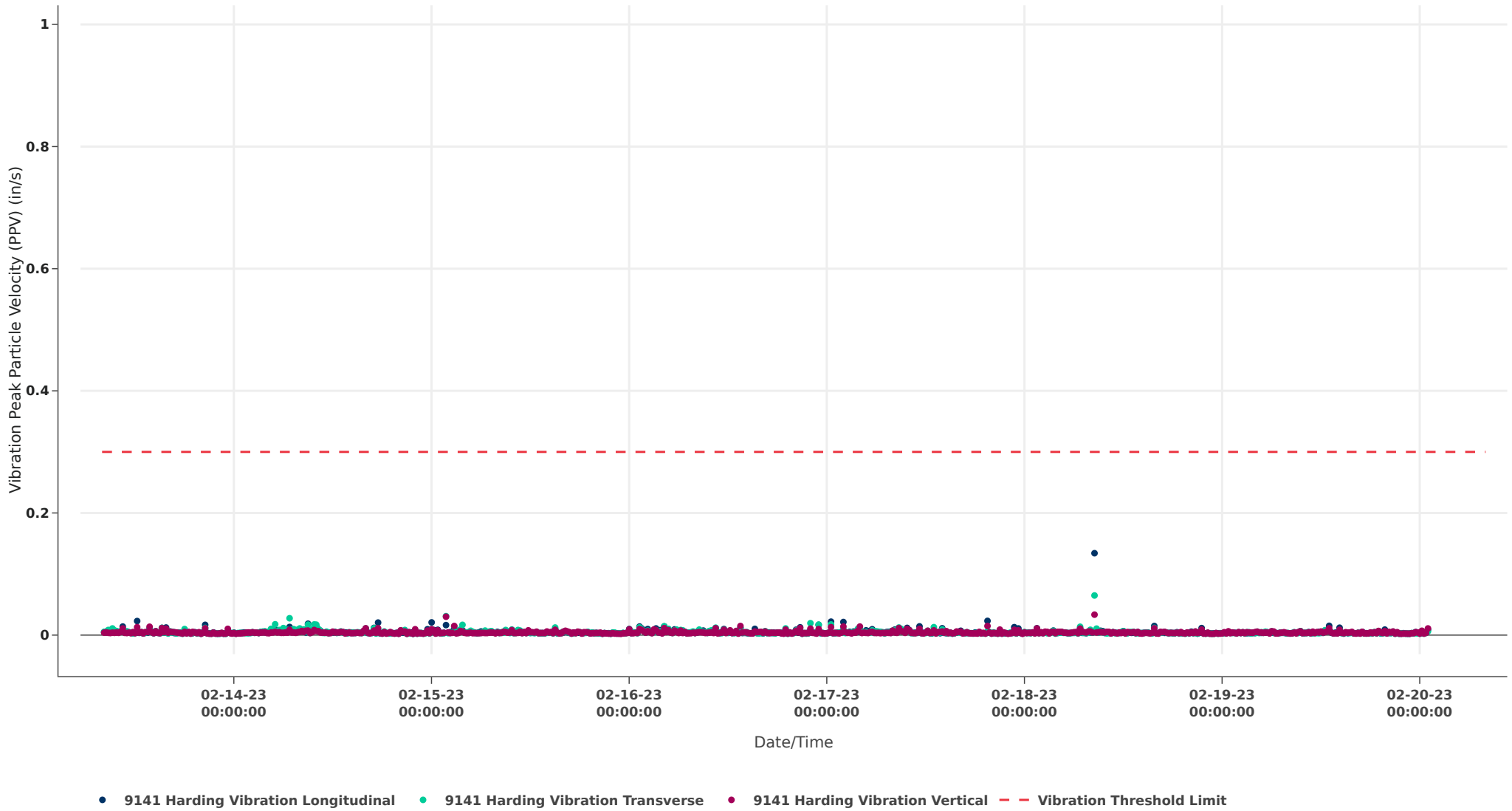
9225 Collins Vibration



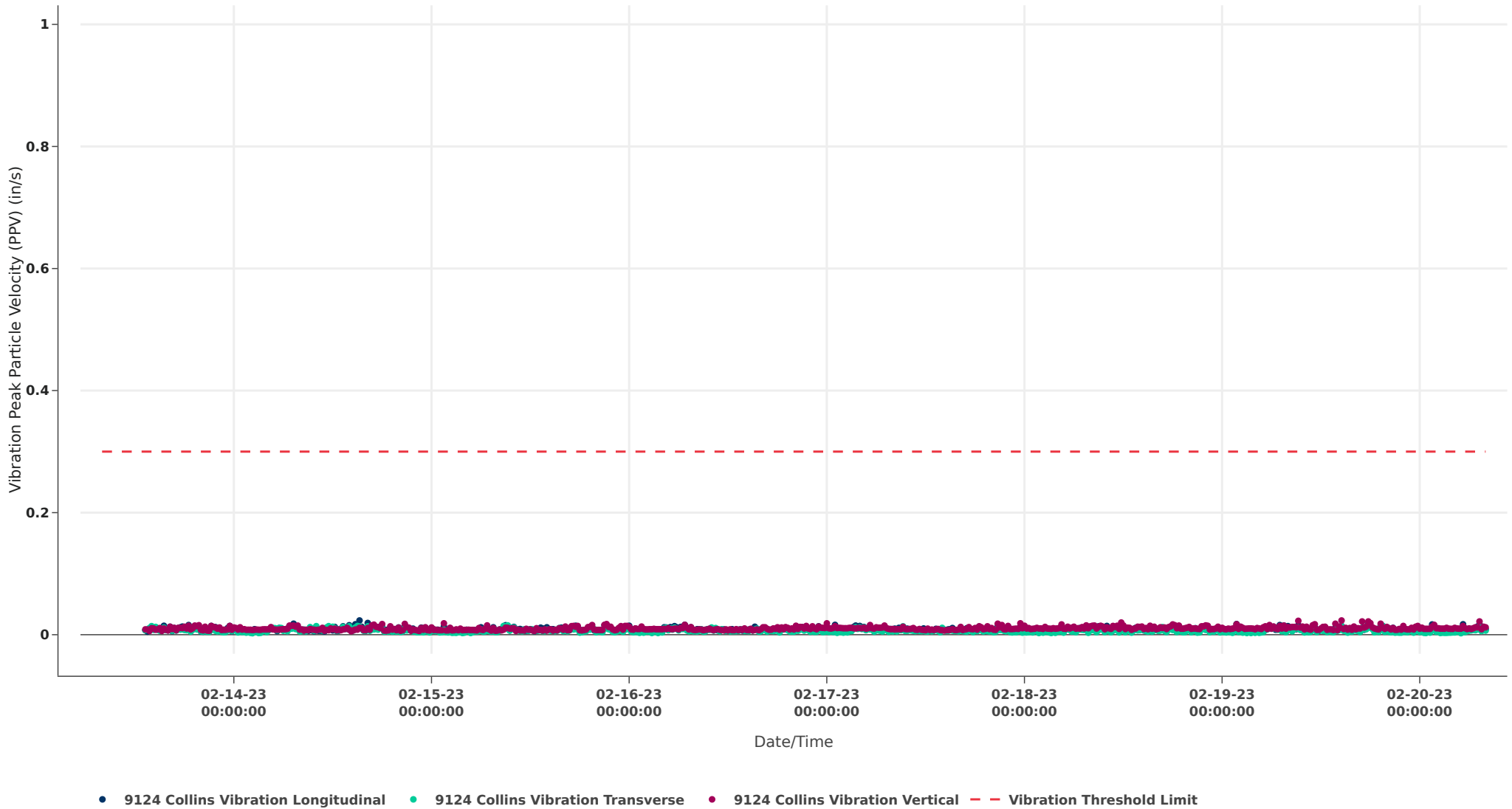
9111 Collins Vibration



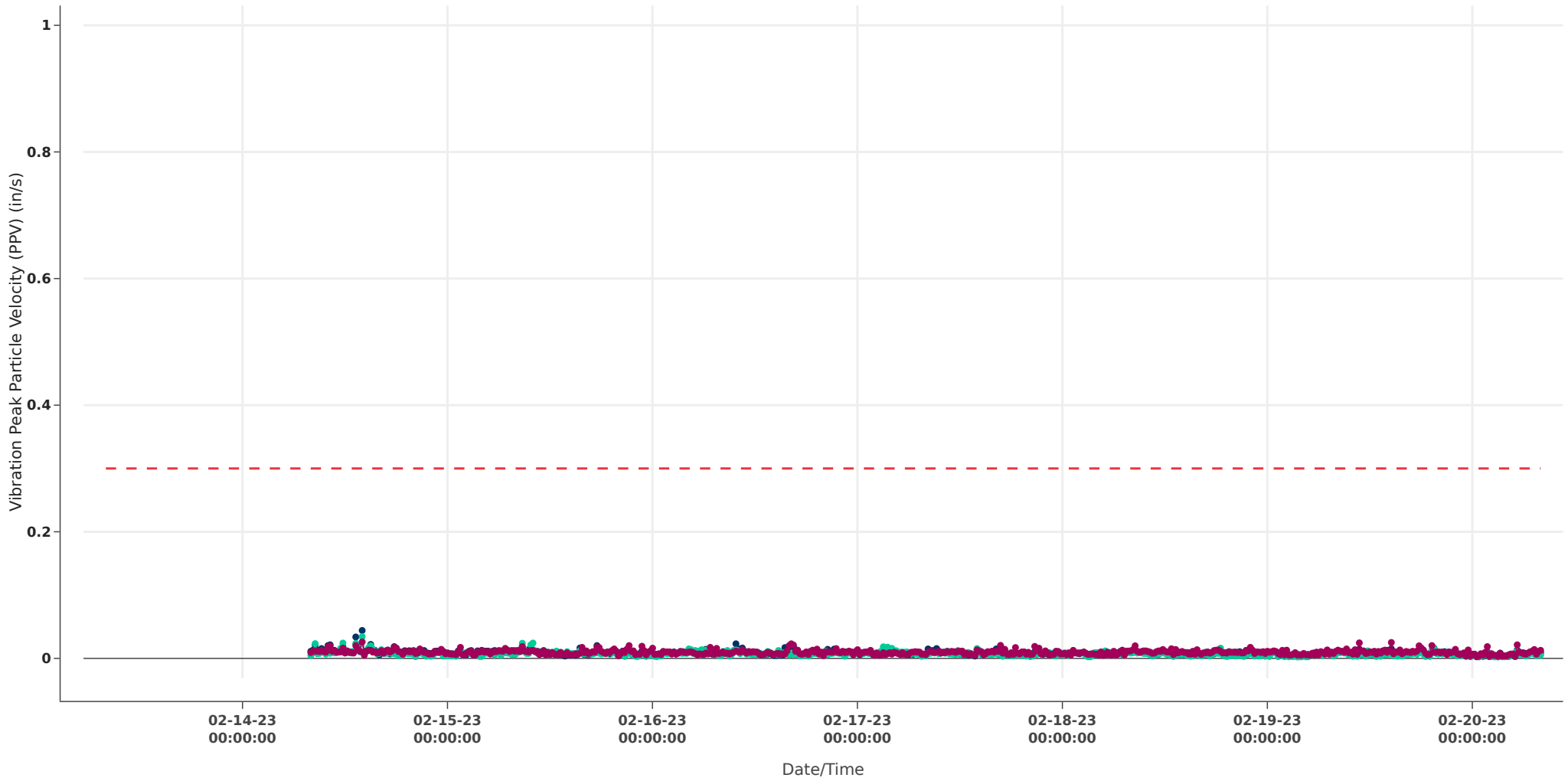
9141 Harding Vibration



9124 Collins Vibration

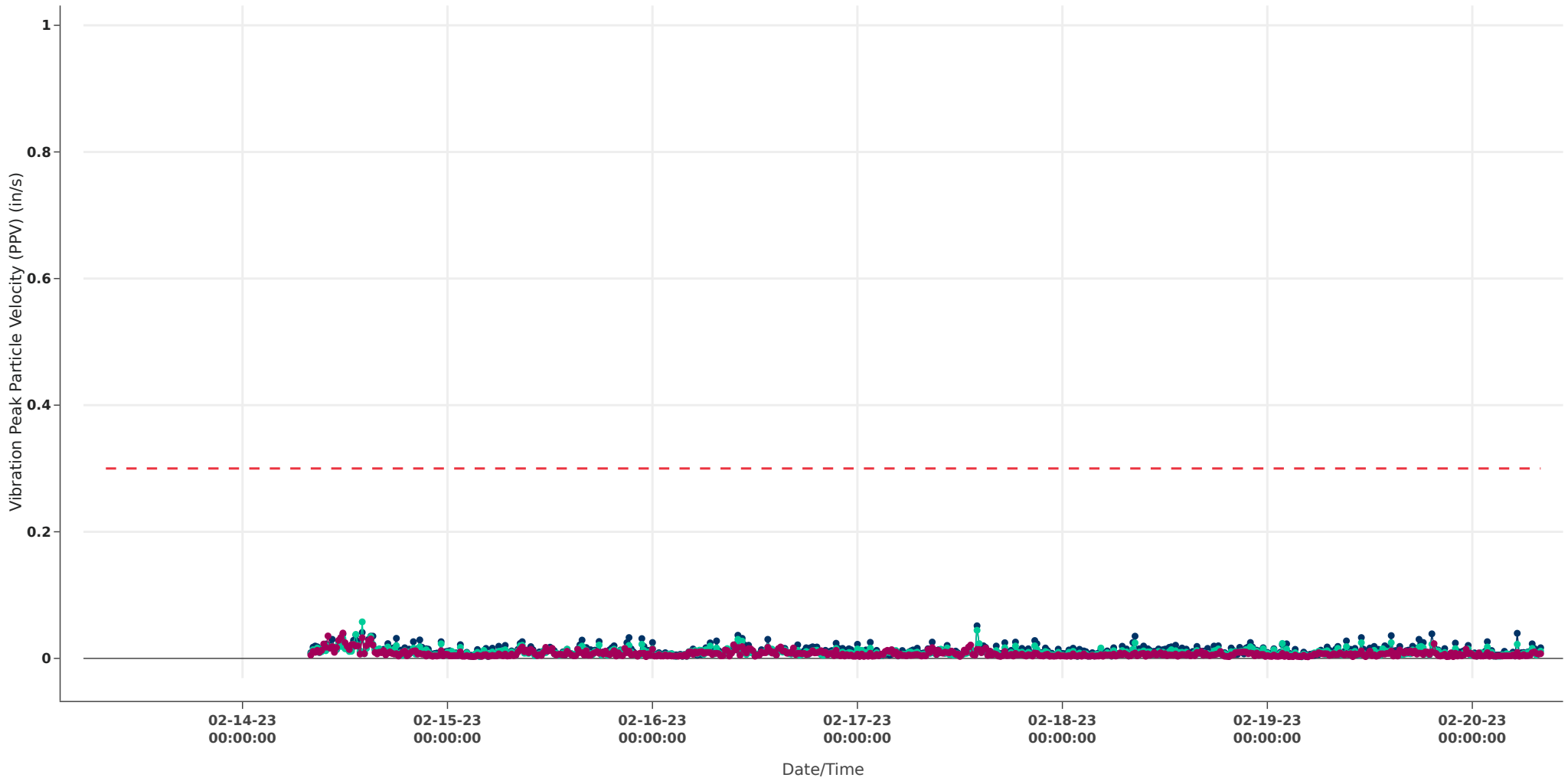


9156 Collins Vibration



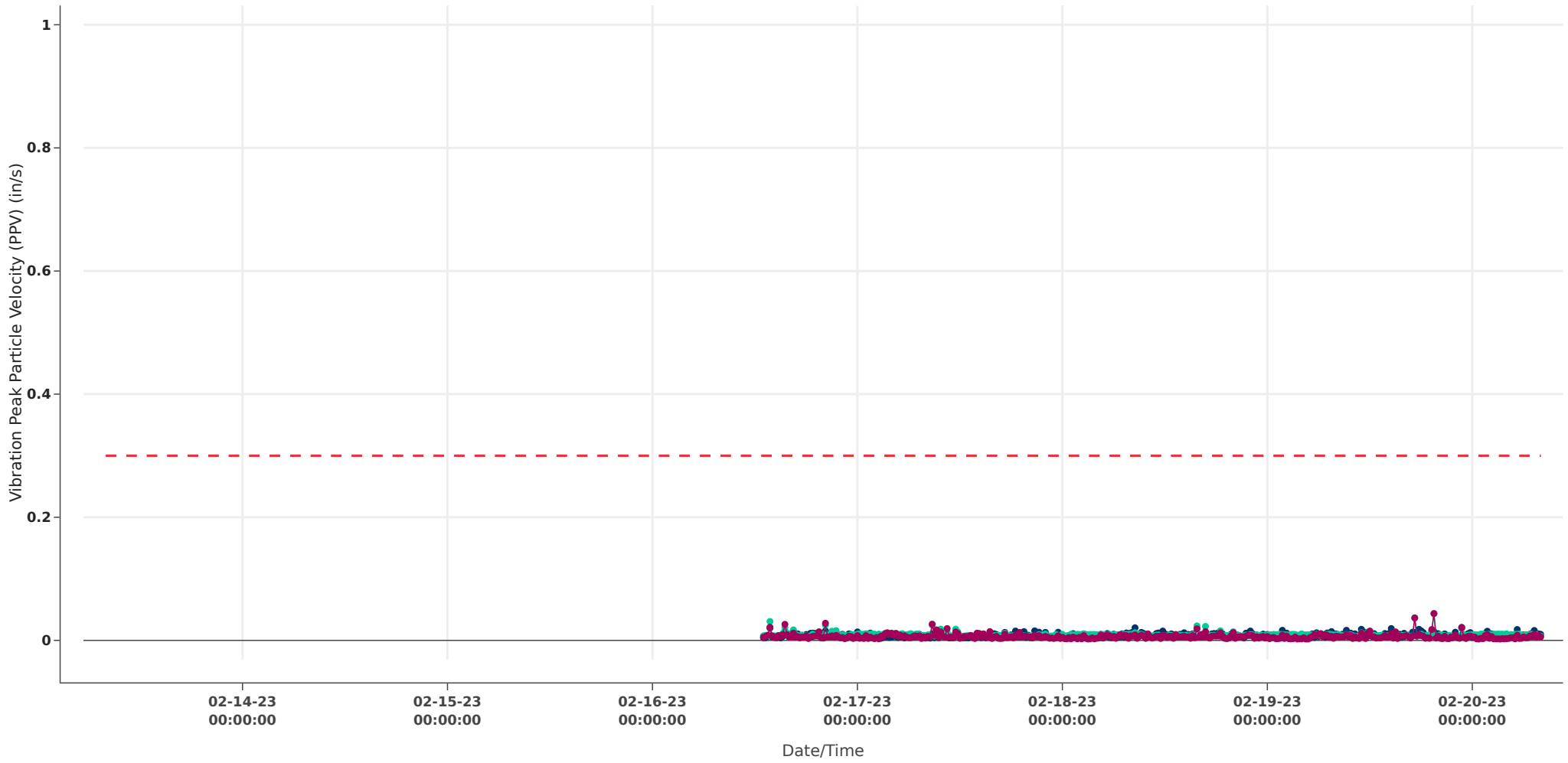
9156 VM Collins Vibration Longitudinal 9156 VM Collins Vibration Transverse 9156 VM Collins Vibration Vertical Vibration Threshold Limit

9172 Collins Vibration



9172 VM Collins Vibration Vertical 9172 VM Collins Vibration Longitudinal 9172 VM Collins Vibration Transverse - - Vibration Threshold Limit

9140 Collins Vibration



● 9140 Collins Vibration Vertical ● 9140 Collins Vibration Longitudinal ● 9140 Collins Vibration Transverse - - - Vert PPV (in/s) Upper Alert
- - - Long PPV (in/s) Upper Alert - - - Trans PPV (in/s) Upper Alert

Highest Values per Monitor per Day

Timestamp	9201 Collins Vibration Longitudinal
2/14/2023 9:45	0.0087
2/15/2023 8:45	0.0087
2/16/2023 6:30	0.0062
2/17/2023 10:00	0.0047
2/18/2023 8:15	0.0444
2/19/2023 12:15	0.0133
2/20/2023 0:15	0.0025

Timestamp	9124 Collins Vibration Longitudinal
2/14/2023 15:15	0.0233
2/15/2023 21:15	0.0158
2/16/2023 6:45	0.0161
2/17/2023 0:59	0.0161
2/18/2023 10:00	0.0143
2/19/2023 17:45	0.0177
2/20/2023 5:15	0.0171

Timestamp	9225 Collins Vibration Longitudinal
2/14/2023 11:30	0.0115
2/15/2023 12:59	0.014
2/16/2023 11:30	0.0137
2/17/2023 10:30	0.0127
2/18/2023 8:45	0.0074
2/19/2023 13:45	0.0099
2/20/2023 0:15	0.0043

Timestamp	9156 VM Collins Vibration Longitudinal
2/14/2023 14:00	0.0441
2/15/2023 17:30	0.0202
2/16/2023 9:46	0.023
2/17/2023 9:16	0.0155
2/18/2023 22:00	0.0152
2/19/2023 19:31	0.0161
2/20/2023 5:15	0.013

Timestamp	9111 Collins Vibration Longitudinal
2/14/2023 18:15	0.0065
2/15/2023 7:15	0.0155
2/16/2023 3:30	0.0081
2/17/2023 5:00	0.0071
2/18/2023 6:00	0.0065
2/19/2023 14:15	0.0071
2/20/2023 0:15	0.0047

Timestamp	9172 VM Collins Vibration Longitudinal
2/14/2023 14:01	0.0577
2/15/2023 22:45	0.0223
2/16/2023 10:00	0.0301
2/17/2023 14:00	0.0444
2/18/2023 8:30	0.0245
2/19/2023 11:00	0.0248
2/20/2023 5:15	0.0223

Timestamp	9141 Harding Vibration Longitudinal
2/14/2023 17:30	0.0205
2/15/2023 1:45	0.0164
2/16/2023 23:00	0.0168
2/17/2023 19:30	0.0233
2/18/2023 8:30	0.1341
2/19/2023 12:59	0.0152
2/20/2023 0:15	0.0056

Timestamp	9140 Collins Vibration Longitudinal
2/16/2023 13:45	0.0307
2/17/2023 8:45	0.0248
2/18/2023 15:45	0.0236
2/19/2023 19:30	0.0438
2/20/2023 4:00	0.0106