



Hillcrest Weekly AMTS Report

For Fort Partners

02/19/2024 to 02/26/2024

Project Narrative

PROJECT INFORMATION

The project consists of the construction of a 10-level condominium structure. The new development will have a footprint of about 75 by 180 feet, and will rise to a maximum elevation of +158 feet NGVD. A single level basement is also planned for the development, with an anticipated finished floor elevation of 14'-2" feet NGVD. The underground parking garage will have approximate measurements of 246 feet in the east-west direction, and up to 94 feet in the north-south direction. The footprint of the garage structure is anticipated to be roughly 22,000 square feet. The new structure will be constructed about 20 feet south of the northern boundary of the site. The southern portion of the undeveloped land will include a lap pool, while the northwest portion will provide access to underground parking.

AUTOMATED TOTAL STATION MONITORING

A total of eight (8) have been installed at this time. The system collects readings every hour on the monitoring points on the Carlisle building. The location and identification of each device is presented in the table below and shown graphically on the map. A graph will be displayed for each monitor showing the data points collected during the specified time period. This report will display the average daily data collected from the week of this report.

The automated total station monitoring equipment was installed on the dates as listed in the table below:

| Installation Date | Components Installed | Location |
|-------------------|---|---|
| 5/18/2023 | AMTS/Logger Enclosure/Solar Panel | Roof of Seaway building |
| 5/19/2023 | Monitoring Points: MPWM, MPWT | West side of south façade of Carlisle building. |
| 5/24/2023 | Monitoring Points: MPEB (Installed but omitted from monitoring), MPEM, MPET | East side of south façade of Carlisle building. |
| 7/19/2023 | Monitoring Points: MPEB, RW1, RW2 | East side of south façade of Carlisle building, seawall at either side of retaining wall. |
| 9/6-7/2023 | AMTS System | AMTS was relocated on these dates. System was relocated to the floor below to allow roofing work to be completed. |
| 9/21/2023 | Monitoring Points RW1 and RW2 | Re-installation of monitoring points |
| 10/20/2023 | Monitoring Point RW1 | Relocation of monitoring point |
| 11/3/2023 | AMTS Instrument | Swap of instrument |
| 11/29/2023 | AMTS Instrument | AMTS Relocation |

| | | |
|-----------|--|--|
| 12/8/2023 | Monitoring point replacement: MPET, MPWB, MPWM, MPWT | Re-installation of monitoring points |
| 2/1/2024 | AMTS System | AMTS was relocated on this date. System was relocated to the roof level following completion of the façade/roofing work. |
| 2/26/2024 | Monitoring point replacement: MPEB | Re-installation of monitoring point |

REVIEW OF TOTAL STATION MONITORING DATA

The following definitions identify the wording that will be used in the report to describe the vibration readings:

- Deflection: a lateral movement of the structure in the X or Y Axis (back and forth, side to side).
- Settlement: a vertical movement downward.
- Heave: a vertical movement upward.

The following is a description of the orientation of the X, Y, and Z axes used to identify movement of the structure.

- X axis: Lateral movement in the north/south direction. Positive readings indicate movement to the north, negative readings indicate movement to the south.
- Y Axis: Lateral movement in the east/west direction. Positive readings indicate movement to the west, negative readings indicate movement to the east.
- Z Axis: Vertical movement up/down. Positive readings indicate heave, negative readings indicate settlement.

DATES WHEN TOTAL STATION READINGS EXCEEDED THRESHOLD VALUES

Below is a table of dates when readings exceeded threshold values on the total station system, along with the cause of the reason for each occurrence. Please note that readings may show periodic variations during the reporting period, which may be due to temperature, weather conditions, sun glare, etc. These may occur on a daily basis (such as due to temperature) or in individual data sets (such poor weather conditions). All exceedances above the threshold will be noted below.

| Date | Monitoring Point(s) | Reading |
|------------------|---------------------|---------------------|
| 9/19/2023 22:00 | MPWM – Z Axis | 0.326" ¹ |
| | MPEM – Z Axis | 0.259" ¹ |
| 10/24/2023 11:00 | MPWB – Z Axis | 0.255" ² |
| | MPWM – Z Axis | 0.300" ² |
| 10/25/2023 19:00 | MPWM – Z Axis | 0.251" ² |
| 12/15/2023 11:00 | MPWB – Y Axis | 0.636" ³ |

¹ Readings for this data set have high error due to heavy rain and wind at the time the readings were taken. Data around and following this data set do not show any similar movement activity, suggesting that the high readings were a result of the weather effects on the readings rather than actual movement.

² Readings for these data sets have high error due to high wind conditions in the area. Several data sets around this time frame did not pass correction as a result of these weather conditions. A site visit was performed following the events on 10/26/23. During the site visit, the system was inspected to ensure the equipment was secure, and additional anchoring was installed. Additional control points were also installed to improve the point network for correction.

³ Readings for this monitoring point showed a jump for this data set. This appears to be a reading with higher error for this point, possibly related to poor weather conditions.

DATES WHEN TOTAL STATION READINGS WERE NOT RECORDED

Below is a table of dates when readings were not recorded on the total station system, along with the cause of the reason for each occurrence.

| Date | AMTS System/Points |
|--|--|
| 8/15/2023 10:00 – 8/17/2023 12:00 | Monitoring point RW2 ¹ |
| 9/6/2023 & 9/8/2023 | Monitoring point RW1 ² |
| 9/11/2023 – 9/13/2023 | Monitoring point MPWB ³ |
| 9/14/2023 – 9/21/2023 | Monitoring points RW1 and RW2 ⁴ |
| 9/21/2023 – 9/25/2023 15:00 | Monitoring point RW1 ⁵ |
| 9/22/2023 15:00 – 9/25/2023 8:00 | Monitoring point RW2 ⁵ |
| 9/26/2023 15:00 – 9/27/2023 7:00 | Monitoring point RW2 ⁶ |
| 10/3/2023 14:00 – 10/4/2023 11:00 | AMTS System ⁷ |
| 10/3/2023, 10/5/2023 15:00 – 10/20/2023 16:00 | Monitoring point RW1 ⁸ |
| 10/13/2023 11:00 – 10/19/2023 12:00 | Monitoring point RW2 ⁹ |
| 10/27/2023 6:00 – 11/3/2023 12:00 | Monitoring point MPWB ¹⁰ |
| 10/28/2023 2:00 – 10/31/2023 16:00 | Monitoring point RW2 ¹¹ |
| 11/1/2023 13:00 – 11/3/2023 12:00 | AMTS System ¹² |
| 11/6/2023 14:00 – 11/12/2023 23:59 | Monitoring point MPEB ¹³ |

| | |
|-------------------------|-------------------------------------|
| 11/15/2023 – 11/28/2023 | AMTS System ^{14 15} |
| 12/14/2023 | AMTS System ¹⁶ |
| 12/12/2023 – 12/17/2023 | Monitoring point MPEB ¹⁷ |

Notes:

¹ Monitoring point RW2 was disturbed by the adjacent demolition on 8/15/2023, causing it to fall off. The monitoring point was re-installed on 8/17/2023 and baselined to the most recent stable reading on 8/15/2023.

² Monitoring point was not read due to the line of sight being blocked by the drill rig between the monitoring point and the total station. This was a temporary disturbance based on the location of the drill rig.

³ Monitoring point MPWB was temporarily blocked by equipment on site.

⁴ Monitoring points RW1 and RW2 were blocked due to soil mixing taking place in the vicinity of the points. The points were found to have been disturbed on 9/15/2023 and will require re-installation. This work is scheduled to be completed the week of 9/18/2023 once soil mixing work in the area has been completed.

⁵ Monitoring points RW1 and RW2 were re-installed on 9/21/2023. Monitoring points were checked from the AMTS and readings to the new points were verified. Shortly following the installation, equipment on-site was being placed in the vicinity of the monitoring points. The equipment movement resulted in monitoring point RW1 being blocked shortly following the installation, and RW2 being blocked on 9/22/2023. As of 9/25/2023, equipment has been moved and readings have resumed for points RW1 and RW2. These readings will be included on the following week's report.

⁶ Monitoring point RW2 was temporarily blocked by equipment on-site.

⁷ AMTS system was inspected 10/3/2023 following readings collected on 10/2/2023 which appeared to show more variations than usual. During the site visit, the system was inspected and all fasteners were checked and tightened. During the visit, the angle of the system was adjusted slightly from the tightening of the bolts. This resulted in the system not recording data due to the points being outside of the search window. This was noted and was corrected on 10/4/2023.

⁸ Monitoring point was covered with cement and was cleaned on 10/19/23. Monitoring point was not read following the cleaning so another site visit was performed on 10/20/23. It was found that the line of sight to the monitoring point was blocked by the metal framing installed along the slab edge. The monitoring point was re-installed a couple feet higher to allow readings to continue.

⁹ Monitoring point was covered with cement and was cleaned on 10/19/23. Monitoring point began reading following the cleaning.

¹⁰ Monitoring point stopped collecting readings, possibly due to blocked line of sight. Readings will resume once the line of sight is clear to the prism.

¹¹ Monitoring point stopped collecting readings, possibly due to blocked line of sight or the prism being dirty. This prism will be inspected this week.

¹² AMTS instrument was swapped out on 11/3/2023 following multiple readings sets this week between the time frame of 11/1/2023 through 11/3/2023 which were not reading consistently, causing high error in the reading cycles. A replacement instrument was installed and tested for readings of all the monitoring points, which passed QC checks.

¹³ Monitoring points MPEB, MPWB, RW1, and RW2 were all affected following the installation of glass panels along the roof edge in the line of sight between the instrument and the monitoring points. MPEB is no longer able to get readings, likely due to other material blocking the line of sight. Monitoring points MPWB, RW1, and RW2 showed a shift in readings in all three axes because of the readings being taken through the glass panels. This shift has been adjusted in the readings as they

appear to be stable following the shift. However, readings through glass are not as stable and may show readings with higher error depending on a number of conditions (light reflection, condensation, glass angle, etc.). These points will continue to be read until the system can be relocated, but should not be used for alarm levels as false alarms may occur.

¹⁴ AMTS system stopped collecting consistent readings of the monitoring points on 11/15/23. This coincides with a heavy rain/wind event that occurred on this date. Following this event, the system would collect data on only a few monitoring points. The AMTS system was inspected on 11/21/23 and appears that water from the storm is affecting the instrument. A replacement AMTS system was installed and tested on 11/22/23. Data from the replacement instrument showed similar monitoring data to the existing AMTS.

¹⁵ A further inspection was performed on 11/29/23 to perform additional testing and relocation of the system to improve operation and visibility to monitoring points blocked by the glass panels installed at the parapet edge. The instrument was moved higher on the wall to allow readings of all monitoring points above the glass panels. Four of the monitoring points would not provide readings, indicating that the monitoring points will require maintenance and possible replacement. Coordination for access to the monitoring points has been requested and is currently scheduled for 12/8/2023 to perform this work.

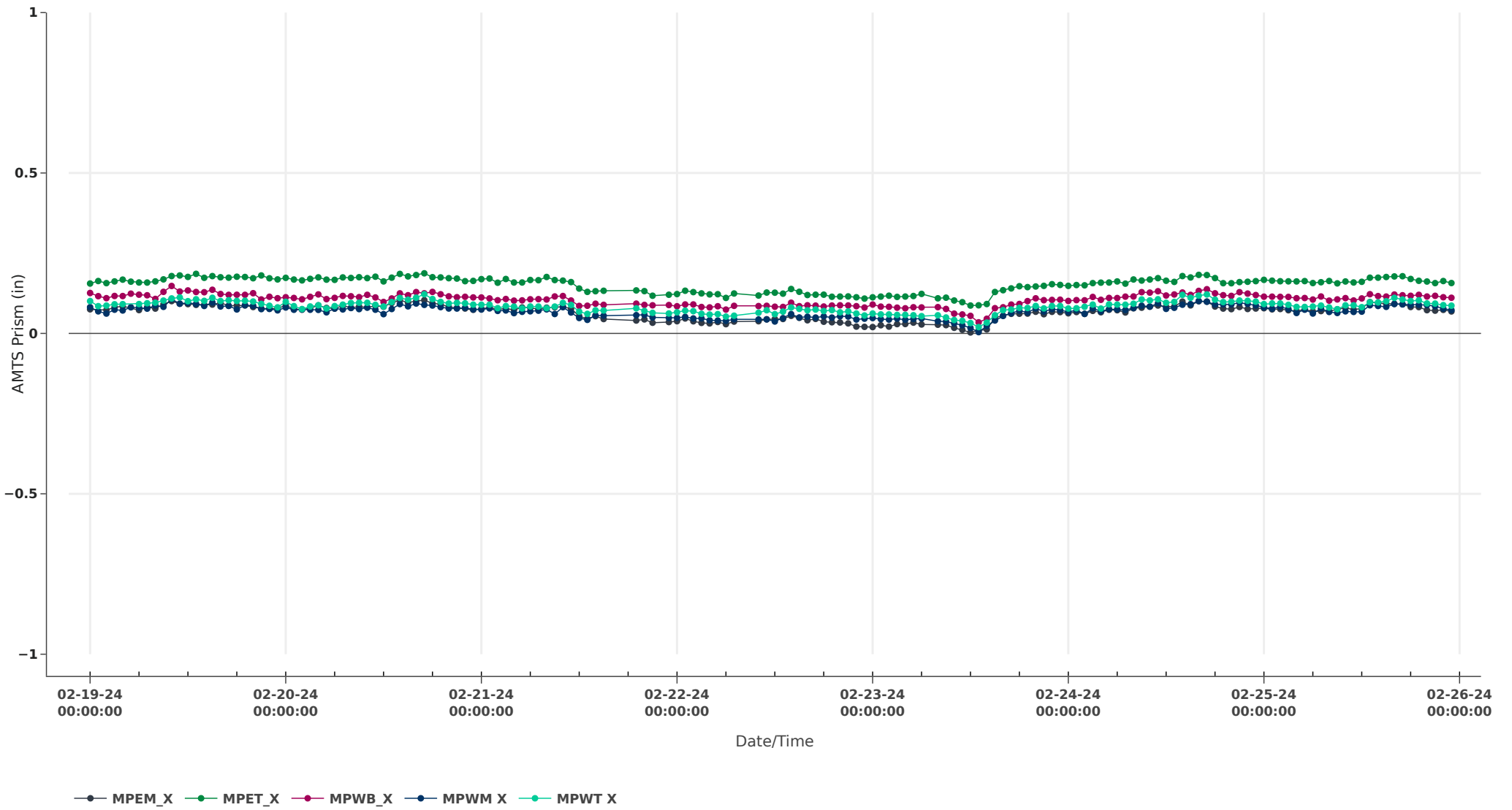
¹⁶ Data for the monitoring system was showing high error in readings, likely due to the high winds present during the poor weather conditions. Data from the system returned to the website once the conditions improved and error levels were within allowable levels.

¹⁷ Readings for monitoring point MPEB stopped collecting data during the past week. A check on the system was made and data returned for the monitoring on 12/18/2023.

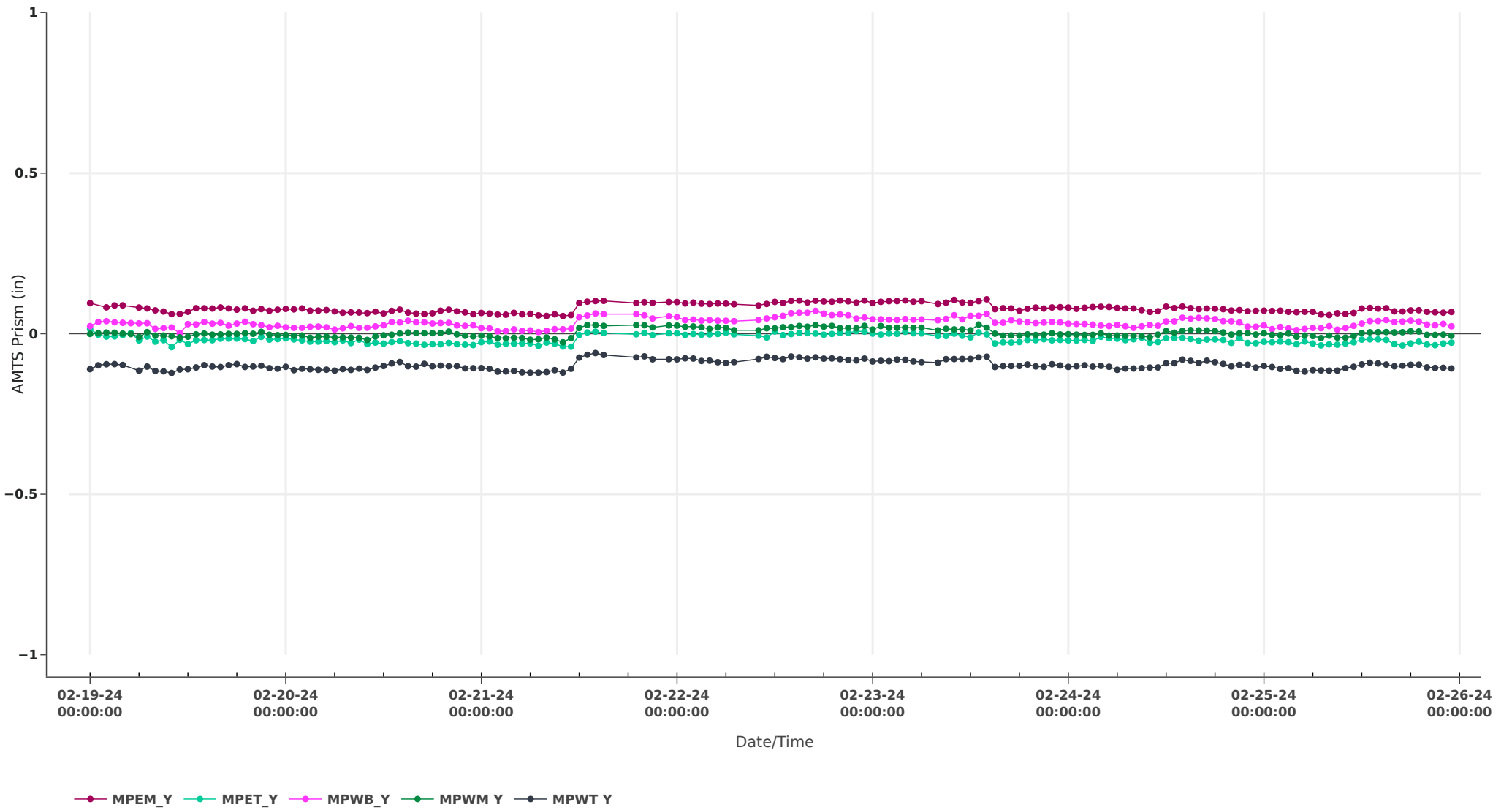
AMTS Labels



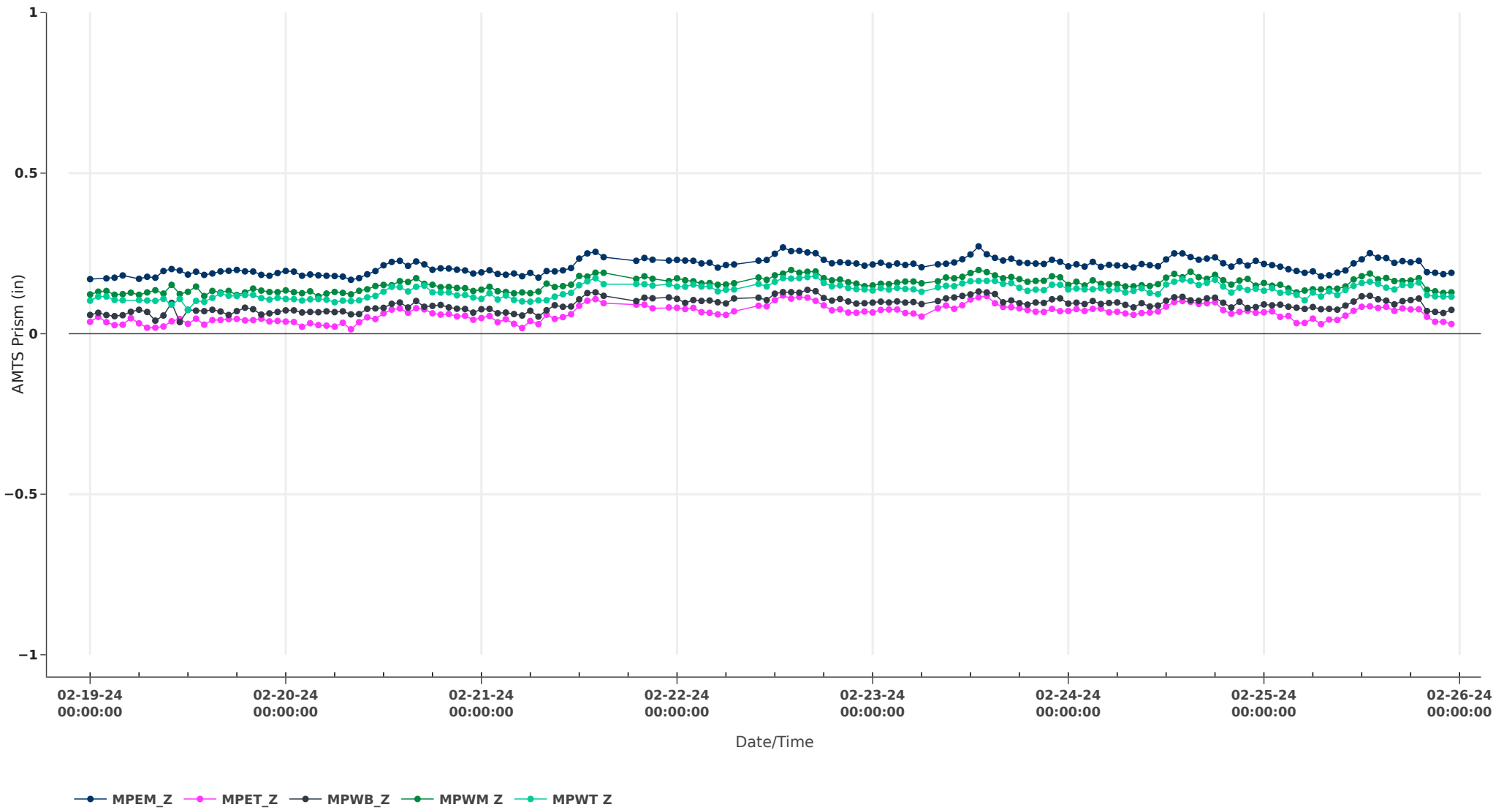
9165 Collins AMTS X-axis



9165 Collins AMTS Y-axis



9165 Collins AMTS Z-axis



| AMTS X-Axis Readings - Average Daily Values (Change in Inches) | | | | | | | | |
|--|------|--------|--------|--------|--------|--------|-----|-----|
| Date | MPEB | MPEM | MPET | MPWB | MPWM | MPWT | RW1 | RW2 |
| 5/19/2023 | | | | | 0.003 | -0.003 | | |
| 5/20/2023 | | | | | 0.000 | -0.005 | | |
| 5/21/2023 | | | | | 0.001 | -0.006 | | |
| 5/22/2023 | | | | | 0.005 | -0.002 | | |
| 5/23/2023 | | | | | 0.005 | -0.004 | | |
| 5/24/2023 | | 0.003 | 0.002 | | 0.003 | -0.014 | | |
| 5/25/2023 | | -0.004 | 0.000 | -0.009 | -0.005 | -0.022 | | |
| 5/26/2023 | | -0.010 | -0.004 | | -0.011 | -0.028 | | |
| 5/27/2023 | | -0.010 | -0.008 | | -0.016 | -0.029 | | |
| 5/28/2023 | | -0.002 | -0.012 | | -0.013 | -0.022 | | |
| 5/29/2023 | | 0.009 | -0.010 | 0.000 | -0.009 | -0.017 | | |
| 5/30/2023 | | 0.008 | -0.013 | | -0.008 | -0.018 | | |
| 5/31/2023 | | -0.005 | -0.025 | | -0.020 | -0.033 | | |
| 6/1/2023 | | -0.006 | -0.024 | -0.035 | -0.021 | -0.035 | | |
| 6/2/2023 | | -0.003 | -0.018 | | -0.018 | -0.037 | | |
| 6/3/2023 | | -0.004 | -0.020 | | -0.020 | -0.038 | | |
| 6/4/2023 | | 0.002 | -0.013 | | -0.016 | -0.032 | | |
| 6/5/2023 | | -0.008 | -0.026 | | -0.010 | -0.017 | | |
| 6/6/2023 | | -0.002 | -0.018 | | -0.010 | -0.016 | | |
| 6/7/2023 | | -0.011 | -0.027 | | -0.013 | -0.019 | | |
| 6/8/2023 | | -0.009 | -0.028 | -0.020 | -0.013 | -0.018 | | |
| 6/9/2023 | | -0.011 | -0.028 | -0.019 | -0.015 | -0.020 | | |
| 6/10/2023 | | -0.015 | -0.032 | -0.008 | -0.012 | -0.018 | | |
| 6/11/2023 | | -0.018 | -0.038 | -0.014 | -0.015 | -0.028 | | |
| 6/12/2023 | | -0.017 | -0.039 | -0.010 | -0.014 | -0.024 | | |
| 6/13/2023 | | -0.016 | -0.035 | -0.020 | -0.014 | -0.021 | | |
| 6/14/2023 | | -0.019 | -0.043 | -0.013 | -0.016 | -0.028 | | |
| 6/15/2023 | | -0.018 | -0.042 | -0.012 | -0.013 | -0.024 | | |
| 6/16/2023 | | -0.018 | -0.043 | -0.005 | -0.009 | -0.020 | | |
| 6/17/2023 | | -0.013 | -0.036 | -0.011 | -0.009 | -0.019 | | |
| 6/18/2023 | | -0.006 | -0.022 | -0.009 | -0.012 | -0.017 | | |
| 6/19/2023 | | -0.006 | -0.018 | -0.013 | -0.011 | -0.018 | | |
| 6/20/2023 | | -0.010 | -0.020 | -0.025 | -0.018 | -0.023 | | |
| 6/21/2023 | | -0.010 | -0.023 | -0.024 | -0.013 | -0.021 | | |
| 6/22/2023 | | -0.009 | -0.023 | -0.018 | -0.016 | -0.023 | | |
| 6/23/2023 | | -0.013 | -0.030 | -0.018 | -0.017 | -0.025 | | |
| 6/24/2023 | | -0.012 | -0.033 | -0.015 | -0.013 | -0.023 | | |
| 6/25/2023 | | -0.006 | -0.024 | -0.008 | -0.008 | -0.012 | | |
| 6/26/2023 | | -0.012 | -0.029 | -0.011 | -0.011 | -0.017 | | |
| 6/27/2023 | | -0.014 | -0.035 | -0.014 | -0.015 | -0.022 | | |
| 6/28/2023 | | -0.017 | -0.043 | -0.015 | -0.014 | -0.024 | | |
| 6/29/2023 | | -0.013 | -0.041 | -0.012 | -0.011 | -0.020 | | |
| 6/30/2023 | | -0.010 | -0.035 | -0.012 | -0.014 | -0.018 | | |

| AMTS X-Axis Readings - Average Daily Values (Change in Inches) | | | | | | | | |
|--|--------|--------|--------|--------|--------|--------|--------|--------|
| Date | MPEB | MPEM | MPET | MPWB | MPWM | MPWT | RW1 | RW2 |
| 7/1/2023 | | -0.008 | -0.031 | -0.012 | -0.013 | -0.015 | | |
| 7/2/2023 | | -0.012 | -0.036 | -0.014 | -0.014 | -0.019 | | |
| 7/3/2023 | | -0.013 | -0.040 | -0.015 | -0.016 | -0.021 | | |
| 7/4/2023 | | | -0.042 | -0.012 | -0.011 | -0.021 | | |
| 7/5/2023 | | -0.012 | -0.046 | -0.012 | -0.013 | -0.023 | | |
| 7/6/2023 | | -0.009 | -0.048 | -0.014 | -0.016 | -0.026 | | |
| 7/7/2023 | | -0.001 | -0.036 | -0.013 | -0.014 | -0.022 | | |
| 7/8/2023 | | -0.008 | -0.038 | -0.016 | -0.015 | -0.020 | | |
| 7/9/2023 | | -0.013 | -0.041 | -0.018 | -0.020 | -0.025 | | |
| 7/10/2023 | | -0.022 | -0.050 | -0.017 | -0.019 | -0.028 | | |
| 7/11/2023 | | -0.018 | -0.049 | -0.013 | -0.015 | -0.026 | | |
| 7/12/2023 | | -0.021 | -0.054 | -0.010 | -0.011 | -0.024 | | |
| 7/13/2023 | | -0.019 | -0.054 | -0.013 | -0.014 | -0.027 | | |
| 7/14/2023 | | -0.015 | -0.050 | -0.010 | -0.012 | -0.024 | | |
| 7/15/2023 | | -0.010 | -0.044 | -0.012 | -0.014 | -0.022 | | |
| 7/16/2023 | | -0.013 | -0.043 | -0.016 | -0.016 | -0.025 | | |
| 7/17/2023 | | -0.008 | -0.034 | -0.012 | -0.012 | -0.020 | | |
| 7/18/2023 | | -0.007 | -0.033 | -0.012 | -0.013 | -0.020 | | |
| 7/19/2023 | 0.003 | -0.011 | -0.038 | -0.014 | -0.015 | -0.024 | 0.011 | 0.006 |
| 7/20/2023 | 0.004 | -0.011 | -0.038 | -0.011 | -0.012 | -0.022 | 0.007 | 0.001 |
| 7/21/2023 | 0.002 | -0.016 | -0.042 | -0.014 | -0.012 | -0.025 | 0.007 | -0.002 |
| 7/22/2023 | 0.000 | -0.019 | -0.044 | -0.010 | -0.008 | -0.017 | 0.007 | -0.004 |
| 7/23/2023 | 0.000 | -0.021 | -0.046 | -0.008 | -0.008 | -0.018 | 0.006 | -0.007 |
| 7/24/2023 | 0.002 | -0.018 | -0.044 | -0.011 | -0.010 | -0.020 | 0.009 | -0.004 |
| 7/25/2023 | 0.006 | -0.011 | -0.039 | -0.004 | -0.004 | -0.015 | 0.010 | 0.003 |
| 7/26/2023 | 0.009 | -0.006 | -0.032 | -0.006 | -0.002 | -0.011 | 0.016 | 0.009 |
| 7/27/2023 | 0.007 | -0.007 | -0.028 | -0.005 | -0.003 | -0.009 | 0.006 | 0.005 |
| 7/28/2023 | 0.002 | -0.010 | -0.029 | -0.008 | -0.007 | -0.014 | 0.002 | 0.002 |
| 7/29/2023 | -0.003 | -0.016 | -0.034 | -0.008 | -0.010 | -0.017 | 0.000 | -0.003 |
| 7/30/2023 | -0.003 | -0.017 | -0.039 | -0.012 | -0.013 | -0.021 | 0.000 | -0.004 |
| 7/31/2023 | -0.006 | -0.023 | -0.044 | -0.013 | -0.012 | -0.023 | -0.003 | -0.007 |
| 8/1/2023 | 0.004 | -0.015 | -0.033 | -0.008 | -0.007 | -0.015 | 0.004 | 0.005 |
| 8/2/2023 | 0.000 | -0.014 | -0.034 | -0.008 | -0.008 | -0.014 | -0.002 | 0.001 |
| 8/3/2023 | -0.004 | -0.018 | -0.039 | -0.011 | -0.010 | -0.017 | -0.009 | -0.007 |
| 8/4/2023 | -0.001 | -0.014 | -0.038 | -0.009 | -0.008 | -0.016 | -0.007 | -0.004 |
| 8/5/2023 | -0.002 | -0.016 | -0.040 | -0.011 | -0.011 | -0.018 | -0.007 | -0.003 |
| 8/6/2023 | -0.005 | -0.020 | -0.047 | -0.014 | -0.011 | -0.020 | -0.007 | -0.008 |
| 8/7/2023 | -0.007 | -0.023 | -0.052 | -0.013 | -0.009 | -0.022 | -0.009 | -0.014 |
| 8/8/2023 | -0.006 | -0.021 | -0.052 | -0.009 | -0.008 | -0.020 | -0.007 | -0.012 |
| 8/9/2023 | -0.007 | -0.021 | -0.053 | -0.007 | -0.006 | -0.018 | -0.007 | -0.013 |
| 8/10/2023 | -0.003 | -0.019 | -0.051 | -0.006 | -0.005 | -0.016 | -0.004 | -0.010 |
| 8/11/2023 | -0.008 | -0.022 | -0.052 | -0.009 | -0.008 | -0.016 | -0.014 | -0.012 |
| 8/12/2023 | -0.006 | -0.020 | -0.048 | -0.009 | -0.006 | -0.018 | -0.015 | -0.011 |

| AMTS X-Axis Readings - Average Daily Values (Change in Inches) | | | | | | | | |
|--|--------|--------|--------|--------|--------|--------|--------|--------|
| Date | MPEB | MPEM | MPET | MPWB | MPWM | MPWT | RW1 | RW2 |
| 8/13/2023 | -0.006 | -0.022 | -0.050 | -0.017 | -0.014 | -0.025 | -0.016 | -0.007 |
| 8/14/2023 | -0.008 | -0.023 | -0.049 | -0.012 | -0.008 | -0.019 | -0.020 | -0.014 |
| 8/15/2023 | -0.007 | -0.022 | -0.049 | -0.010 | -0.008 | -0.020 | -0.017 | -0.009 |
| 8/16/2023 | -0.005 | -0.021 | -0.047 | -0.016 | -0.012 | -0.021 | -0.012 | |
| 8/17/2023 | 0.000 | -0.016 | -0.040 | -0.008 | -0.007 | -0.014 | -0.010 | -0.027 |
| 8/18/2023 | 0.003 | -0.013 | -0.033 | -0.012 | -0.009 | -0.015 | -0.007 | -0.024 |
| 8/19/2023 | -0.006 | -0.021 | -0.041 | -0.015 | -0.013 | -0.019 | -0.018 | -0.034 |
| 8/20/2023 | -0.002 | -0.017 | -0.032 | -0.016 | -0.016 | -0.022 | -0.016 | -0.032 |
| 8/21/2023 | -0.009 | -0.022 | -0.040 | -0.023 | -0.022 | -0.029 | -0.022 | -0.034 |
| 8/22/2023 | -0.016 | -0.028 | -0.051 | -0.020 | -0.021 | -0.023 | -0.027 | -0.041 |
| 8/23/2023 | -0.016 | -0.030 | -0.051 | -0.017 | -0.015 | -0.021 | -0.027 | -0.047 |
| 8/24/2023 | -0.017 | -0.033 | -0.055 | -0.019 | -0.017 | -0.024 | -0.032 | -0.050 |
| 8/25/2023 | -0.015 | -0.033 | -0.051 | -0.014 | -0.016 | -0.020 | -0.031 | -0.050 |
| 8/26/2023 | -0.017 | -0.036 | -0.056 | -0.017 | -0.017 | -0.024 | -0.036 | -0.052 |
| 8/27/2023 | -0.020 | -0.039 | -0.060 | -0.022 | -0.021 | -0.026 | -0.037 | -0.058 |
| 8/28/2023 | -0.019 | -0.036 | -0.058 | -0.026 | -0.024 | -0.032 | -0.030 | -0.049 |
| 8/29/2023 | -0.016 | -0.035 | -0.055 | -0.029 | -0.028 | -0.038 | -0.023 | -0.045 |
| 8/30/2023 | -0.020 | -0.038 | -0.058 | -0.027 | -0.027 | -0.034 | -0.026 | -0.047 |
| 8/31/2023 | -0.018 | -0.034 | -0.056 | -0.017 | -0.020 | -0.027 | -0.026 | -0.045 |
| 9/1/2023 | -0.013 | -0.030 | -0.049 | -0.006 | -0.006 | -0.011 | -0.029 | -0.048 |
| 9/2/2023 | -0.009 | -0.024 | -0.037 | -0.010 | -0.010 | -0.007 | -0.026 | -0.044 |
| 9/3/2023 | -0.017 | -0.034 | -0.048 | -0.019 | -0.014 | -0.016 | -0.052 | -0.043 |
| 9/4/2023 | -0.016 | -0.034 | -0.050 | -0.017 | -0.013 | -0.018 | -0.036 | -0.043 |
| 9/5/2023 | -0.011 | -0.030 | -0.048 | -0.017 | -0.015 | -0.018 | -0.041 | -0.041 |
| 9/6/2023 | -0.007 | -0.025 | -0.044 | -0.017 | -0.020 | -0.024 | | -0.041 |
| 9/7/2023 | -0.001 | -0.014 | -0.035 | -0.035 | -0.037 | -0.038 | 0.049 | -0.037 |
| 9/8/2023 | 0.007 | -0.004 | -0.028 | -0.030 | -0.044 | -0.045 | | -0.026 |
| 9/9/2023 | 0.011 | 0.000 | -0.022 | -0.032 | -0.042 | -0.046 | 0.058 | -0.022 |
| 9/10/2023 | 0.005 | -0.006 | -0.022 | -0.021 | -0.034 | -0.037 | 0.050 | -0.031 |
| 9/11/2023 | -0.001 | -0.013 | -0.030 | | -0.035 | -0.039 | 0.043 | -0.042 |
| 9/12/2023 | -0.001 | -0.011 | -0.032 | | -0.043 | -0.046 | 0.048 | -0.043 |
| 9/13/2023 | -0.002 | -0.013 | -0.035 | | -0.044 | -0.048 | 0.049 | -0.039 |
| 9/14/2023 | -0.007 | -0.019 | -0.040 | -0.053 | -0.046 | -0.049 | | -0.030 |
| 9/15/2023 | -0.001 | -0.014 | -0.035 | -0.033 | -0.044 | -0.047 | | |
| 9/16/2023 | -0.003 | -0.013 | -0.035 | -0.024 | -0.042 | -0.045 | | |
| 9/17/2023 | 0.002 | -0.008 | -0.029 | -0.025 | -0.042 | -0.042 | | |
| 9/18/2023 | 0.005 | -0.006 | -0.027 | -0.029 | -0.042 | -0.041 | | |
| 9/19/2023 | 0.007 | 0.002 | -0.023 | -0.031 | -0.046 | -0.048 | | |
| 9/20/2023 | 0.009 | -0.001 | -0.018 | -0.026 | -0.039 | -0.038 | | |
| 9/21/2023 | 0.012 | 0.004 | -0.016 | -0.031 | -0.041 | -0.037 | | 0.013 |
| 9/22/2023 | 0.015 | 0.007 | -0.009 | -0.030 | -0.039 | -0.032 | | 0.021 |
| 9/23/2023 | 0.022 | 0.011 | -0.005 | -0.033 | -0.047 | -0.045 | | |
| 9/24/2023 | 0.008 | 0.000 | -0.016 | -0.028 | -0.044 | -0.043 | | |

| AMTS X-Axis Readings - Average Daily Values (Change in Inches) | | | | | | | | |
|--|--------|--------|--------|--------|--------|--------|--------|--------|
| Date | MPEB | MPEM | MPET | MPWB | MPWM | MPWT | RW1 | RW2 |
| 9/25/2023 | 0.015 | 0.008 | -0.009 | -0.027 | -0.039 | -0.039 | -0.023 | 0.008 |
| 9/26/2023 | 0.009 | -0.001 | -0.015 | -0.031 | -0.043 | -0.042 | -0.033 | 0.011 |
| 9/27/2023 | 0.019 | 0.009 | -0.008 | -0.032 | -0.045 | -0.046 | -0.025 | 0.008 |
| 9/28/2023 | 0.014 | 0.003 | -0.010 | -0.027 | -0.041 | -0.042 | -0.028 | 0.014 |
| 9/29/2023 | 0.007 | -0.003 | -0.019 | -0.028 | -0.043 | -0.044 | -0.040 | 0.001 |
| 9/30/2023 | 0.001 | -0.011 | -0.026 | -0.031 | -0.043 | -0.044 | -0.049 | -0.009 |
| 10/1/2023 | 0.012 | 0.000 | -0.017 | -0.033 | -0.045 | -0.041 | -0.040 | 0.002 |
| 10/2/2023 | 0.027 | 0.013 | -0.003 | -0.047 | -0.050 | -0.046 | -0.012 | 0.033 |
| 10/3/2023 | 0.023 | 0.011 | -0.004 | -0.037 | -0.040 | -0.040 | | 0.006 |
| 10/4/2023 | 0.000 | -0.003 | -0.019 | -0.035 | -0.038 | -0.045 | -0.057 | -0.003 |
| 10/5/2023 | 0.000 | -0.010 | -0.028 | -0.034 | -0.040 | -0.045 | -0.041 | -0.012 |
| 10/6/2023 | -0.004 | -0.013 | -0.033 | -0.029 | -0.037 | -0.041 | | -0.029 |
| 10/7/2023 | -0.006 | -0.016 | -0.035 | -0.034 | -0.039 | -0.043 | | -0.035 |
| 10/8/2023 | 0.006 | -0.006 | -0.025 | -0.020 | -0.030 | -0.032 | | -0.023 |
| 10/9/2023 | 0.025 | 0.014 | -0.003 | -0.012 | -0.018 | -0.021 | | 0.003 |
| 10/10/2023 | 0.014 | 0.005 | -0.009 | -0.013 | -0.020 | -0.023 | | -0.009 |
| 10/11/2023 | 0.002 | -0.007 | -0.023 | -0.029 | -0.036 | -0.042 | | -0.016 |
| 10/12/2023 | -0.005 | -0.022 | -0.033 | -0.035 | -0.044 | -0.048 | | -0.024 |
| 10/13/2023 | -0.012 | -0.023 | -0.043 | -0.034 | -0.043 | -0.046 | | -0.022 |
| 10/14/2023 | 0.009 | -0.002 | -0.024 | -0.026 | -0.035 | -0.041 | | |
| 10/15/2023 | 0.011 | 0.002 | -0.014 | -0.016 | -0.028 | -0.029 | | |
| 10/16/2023 | 0.042 | 0.031 | 0.015 | -0.008 | -0.017 | -0.016 | | |
| 10/17/2023 | 0.070 | 0.063 | 0.054 | 0.013 | 0.004 | 0.016 | | |
| 10/18/2023 | 0.063 | 0.060 | 0.053 | -0.001 | -0.009 | 0.000 | | |
| 10/19/2023 | 0.040 | 0.033 | 0.025 | -0.033 | -0.045 | -0.043 | | 0.019 |
| 10/20/2023 | 0.042 | 0.035 | 0.021 | -0.035 | -0.044 | -0.047 | -0.068 | 0.036 |
| 10/21/2023 | 0.048 | 0.042 | 0.030 | -0.029 | -0.040 | -0.037 | -0.058 | 0.038 |
| 10/22/2023 | 0.045 | 0.039 | 0.024 | -0.034 | -0.041 | -0.042 | -0.062 | 0.034 |
| 10/23/2023 | 0.046 | 0.038 | 0.024 | -0.037 | -0.047 | -0.046 | -0.065 | 0.031 |
| 10/24/2023 | 0.039 | 0.042 | 0.021 | -0.043 | -0.059 | -0.055 | -0.035 | 0.042 |
| 10/25/2023 | 0.064 | 0.054 | 0.022 | -0.091 | -0.065 | -0.054 | -0.040 | 0.028 |
| 10/26/2023 | 0.056 | 0.048 | 0.026 | -0.046 | -0.055 | -0.049 | -0.045 | 0.054 |
| 10/27/2023 | 0.047 | 0.044 | 0.022 | -0.027 | -0.050 | -0.049 | -0.044 | 0.046 |
| 10/28/2023 | 0.051 | 0.046 | 0.021 | | -0.051 | -0.049 | -0.057 | 0.016 |
| 10/29/2023 | 0.045 | 0.037 | 0.016 | | -0.049 | -0.054 | -0.051 | |
| 10/30/2023 | 0.031 | 0.028 | 0.011 | | -0.060 | -0.061 | -0.066 | |
| 10/31/2023 | 0.025 | 0.026 | 0.009 | | -0.066 | -0.060 | -0.076 | 0.022 |
| 11/1/2023 | 0.034 | 0.036 | 0.017 | | -0.043 | -0.040 | -0.063 | |
| 11/3/2023 | 0.069 | 0.061 | 0.054 | 0.032 | -0.019 | -0.006 | -0.012 | 0.054 |
| 11/4/2023 | 0.094 | 0.104 | 0.088 | 0.021 | 0.011 | 0.012 | 0.004 | 0.060 |
| 11/5/2023 | 0.094 | 0.102 | 0.090 | 0.016 | 0.006 | 0.010 | 0.002 | 0.057 |
| 11/6/2023 | 0.098 | 0.101 | 0.093 | 0.012 | 0.010 | 0.016 | 0.014 | 0.053 |
| 11/7/2023 | | 0.096 | 0.083 | 0.003 | 0.013 | 0.015 | 0.020 | 0.043 |

| AMTS X-Axis Readings - Average Daily Values (Change in Inches) | | | | | | | | |
|--|-------|-------|-------|--------|-------|--------|--------|--------|
| Date | MPEB | MPEM | MPET | MPWB | MPWM | MPWT | RW1 | RW2 |
| 11/8/2023 | | 0.094 | 0.077 | 0.003 | 0.012 | 0.009 | 0.027 | 0.034 |
| 11/9/2023 | | 0.095 | 0.076 | 0.003 | 0.012 | 0.008 | 0.013 | 0.037 |
| 11/10/2023 | | 0.084 | 0.067 | -0.009 | 0.005 | -0.003 | -0.008 | 0.017 |
| 11/11/2023 | | 0.078 | 0.059 | -0.010 | 0.002 | -0.002 | -0.018 | 0.007 |
| 11/12/2023 | | 0.078 | 0.058 | -0.006 | 0.003 | 0.002 | -0.016 | 0.009 |
| 11/13/2023 | | 0.080 | 0.061 | -0.002 | 0.008 | 0.009 | -0.003 | 0.005 |
| 11/14/2023 | | 0.087 | 0.071 | 0.001 | 0.005 | 0.004 | 0.015 | -0.007 |
| 11/15/2023 | | 0.111 | | | | 0.033 | | |
| 11/17/2023 | | 0.103 | | | | | | |
| 11/18/2023 | | 0.069 | | | | | | |
| 11/29/2023 | 0.104 | 0.085 | | | | | | |
| 11/30/2023 | 0.094 | 0.075 | | | | | | |
| 12/1/2023 | 0.064 | 0.043 | | | | | | |
| 12/2/2023 | 0.034 | 0.022 | | | | | | |
| 12/3/2023 | 0.034 | 0.014 | | | | | | |
| 12/4/2023 | 0.042 | 0.019 | | | | | | |
| 12/5/2023 | 0.056 | 0.033 | | | | | | |
| 12/6/2023 | 0.092 | 0.066 | | | | | | |
| 12/7/2023 | 0.101 | 0.079 | | | | | | |
| 12/8/2023 | 0.073 | 0.050 | 0.120 | 0.162 | 0.103 | 0.130 | | |
| 12/9/2023 | 0.035 | 0.027 | 0.102 | 0.139 | 0.082 | 0.111 | | |
| 12/10/2023 | | 0.012 | 0.086 | 0.126 | 0.068 | 0.098 | | |
| 12/11/2023 | 0.048 | 0.046 | 0.121 | 0.145 | 0.085 | 0.112 | | |
| 12/12/2023 | | 0.069 | 0.144 | 0.129 | 0.071 | 0.098 | | |
| 12/13/2023 | | 0.065 | 0.137 | 0.112 | 0.056 | 0.079 | | |
| 12/15/2023 | | 0.061 | 0.134 | 0.033 | 0.065 | 0.084 | | |
| 12/16/2023 | | 0.036 | 0.112 | 0.124 | 0.064 | 0.091 | | |
| 12/17/2023 | | 0.028 | 0.104 | 0.121 | 0.062 | 0.086 | | |
| 12/18/2023 | 0.066 | 0.057 | 0.131 | 0.137 | 0.080 | 0.104 | | |
| 12/19/2023 | 0.094 | 0.073 | 0.150 | 0.146 | 0.089 | 0.113 | | |
| 12/20/2023 | 0.092 | 0.067 | 0.143 | 0.138 | 0.076 | 0.095 | | |
| 12/21/2023 | 0.078 | 0.059 | 0.134 | 0.121 | 0.059 | 0.083 | | |
| 12/22/2023 | 0.082 | 0.058 | 0.134 | 0.122 | 0.060 | 0.087 | | |
| 12/23/2023 | 0.076 | 0.049 | 0.127 | 0.123 | 0.062 | 0.088 | | |
| 12/24/2023 | 0.071 | 0.043 | 0.121 | 0.115 | 0.055 | 0.082 | | |
| 12/25/2023 | | 0.041 | 0.117 | 0.110 | 0.049 | 0.074 | | |
| 12/26/2023 | 0.050 | 0.033 | 0.109 | 0.102 | 0.043 | 0.068 | | |
| 12/27/2023 | 0.059 | 0.039 | 0.116 | 0.103 | 0.045 | 0.070 | | |
| 12/28/2023 | 0.073 | 0.053 | 0.128 | 0.108 | 0.052 | 0.073 | | |
| 12/29/2023 | 0.093 | 0.068 | 0.143 | 0.116 | 0.059 | 0.082 | | |
| 12/30/2023 | 0.104 | 0.078 | 0.153 | 0.124 | 0.062 | 0.088 | | |
| 12/31/2023 | 0.104 | 0.082 | 0.160 | 0.124 | 0.063 | 0.089 | | |
| 1/1/2024 | 0.099 | 0.080 | 0.160 | 0.121 | 0.060 | 0.089 | | |

| AMTS X-Axis Readings - Average Daily Values (Change in Inches) | | | | | | |
|--|-------|-------|-------|-------|-------|-------|
| Date | MPEB | MPEM | MPET | MPWB | MPWM | MPWT |
| 1/2/2024 | 0.097 | 0.075 | 0.153 | 0.121 | 0.060 | 0.088 |
| 1/3/2024 | 0.088 | 0.066 | 0.146 | 0.117 | 0.057 | 0.084 |
| 1/4/2024 | 0.065 | 0.044 | 0.125 | 0.087 | 0.030 | 0.060 |
| 1/5/2024 | 0.069 | 0.045 | 0.125 | 0.087 | 0.032 | 0.063 |
| 1/6/2024 | 0.061 | 0.033 | 0.112 | 0.087 | 0.033 | 0.058 |
| 1/7/2024 | | 0.044 | 0.123 | 0.100 | 0.046 | 0.071 |
| 1/8/2024 | 0.075 | 0.050 | 0.129 | 0.104 | 0.046 | 0.072 |
| 1/9/2024 | 0.053 | 0.031 | 0.111 | 0.086 | 0.032 | 0.057 |
| 1/10/2024 | 0.071 | 0.045 | 0.125 | 0.095 | 0.041 | 0.068 |
| 1/11/2024 | 0.081 | 0.052 | 0.133 | 0.099 | 0.046 | 0.072 |
| 1/12/2024 | | 0.027 | 0.106 | 0.083 | 0.032 | 0.058 |
| 1/13/2024 | 0.015 | 0.018 | 0.096 | 0.079 | 0.031 | 0.057 |
| 1/14/2024 | | 0.032 | 0.109 | 0.094 | 0.041 | 0.063 |
| 1/15/2024 | | 0.028 | 0.106 | 0.083 | 0.032 | 0.056 |
| 1/16/2024 | | 0.014 | 0.095 | 0.075 | 0.026 | 0.051 |
| 1/17/2024 | | 0.028 | 0.108 | 0.088 | 0.040 | 0.064 |
| 1/18/2024 | | 0.028 | 0.107 | 0.086 | 0.034 | 0.058 |
| 1/19/2024 | | 0.034 | 0.112 | 0.088 | 0.038 | 0.064 |
| 1/20/2024 | | 0.049 | 0.127 | 0.098 | 0.046 | 0.074 |
| 1/21/2024 | | 0.076 | 0.150 | 0.118 | 0.056 | 0.084 |
| 1/22/2024 | | 0.067 | 0.147 | 0.107 | 0.053 | 0.079 |
| 1/23/2024 | | 0.060 | 0.142 | 0.103 | 0.049 | 0.074 |
| 1/24/2024 | | 0.047 | 0.130 | 0.094 | 0.040 | 0.064 |
| 1/25/2024 | | 0.045 | 0.126 | 0.092 | 0.039 | 0.064 |
| 1/26/2024 | | 0.046 | 0.127 | 0.094 | 0.041 | 0.068 |
| 1/27/2024 | | 0.044 | 0.124 | 0.092 | 0.040 | 0.068 |
| 1/28/2024 | | 0.035 | 0.115 | 0.088 | 0.038 | 0.066 |
| 1/29/2024 | | 0.066 | 0.145 | 0.106 | 0.054 | 0.081 |
| 1/30/2024 | | 0.077 | 0.159 | 0.111 | 0.059 | 0.088 |
| 1/31/2024 | | 0.084 | 0.165 | 0.114 | 0.063 | 0.091 |
| 2/1/2024 | | 0.087 | 0.169 | 0.111 | 0.064 | 0.089 |
| 2/2/2024 | | 0.072 | 0.156 | 0.086 | 0.049 | 0.069 |
| 2/3/2024 | | 0.071 | 0.153 | 0.086 | 0.050 | 0.069 |
| 2/4/2024 | | 0.062 | 0.141 | 0.083 | 0.042 | 0.062 |
| 2/5/2024 | | 0.067 | 0.146 | 0.094 | 0.052 | 0.069 |
| 2/6/2024 | | 0.088 | 0.171 | 0.106 | 0.066 | 0.079 |
| 2/7/2024 | | 0.097 | 0.181 | 0.117 | 0.079 | 0.094 |
| 2/8/2024 | | 0.084 | 0.164 | 0.106 | 0.070 | 0.087 |
| 2/9/2024 | | 0.067 | 0.149 | 0.095 | 0.058 | 0.073 |
| 2/10/2024 | | 0.060 | 0.142 | 0.084 | 0.047 | 0.061 |
| 2/11/2024 | | 0.037 | 0.120 | 0.059 | 0.026 | 0.043 |
| 2/12/2024 | | 0.033 | 0.116 | 0.062 | 0.030 | 0.043 |
| 2/13/2024 | | 0.060 | 0.141 | 0.095 | 0.065 | 0.078 |

| AMTS X-Axis Readings - Average Daily Values (Change in Inches) | | | | | | |
|--|------|-------|-------|-------|-------|-------|
| Date | MPEB | MPEM | MPET | MPWB | MPWM | MPWT |
| 2/14/2024 | | 0.072 | 0.154 | 0.105 | 0.069 | 0.088 |
| 2/15/2024 | | 0.071 | 0.150 | 0.103 | 0.069 | 0.087 |
| 2/16/2024 | | 0.069 | 0.146 | 0.103 | 0.067 | 0.088 |
| 2/17/2024 | | 0.058 | 0.135 | 0.092 | 0.058 | 0.077 |
| 2/18/2024 | | 0.065 | 0.150 | 0.105 | 0.069 | 0.083 |
| 2/19/2024 | | 0.084 | 0.170 | 0.122 | 0.082 | 0.098 |
| 2/20/2024 | | 0.086 | 0.173 | 0.115 | 0.078 | 0.094 |
| 2/21/2024 | | 0.065 | 0.151 | 0.100 | 0.063 | 0.078 |
| 2/22/2024 | | 0.038 | 0.122 | 0.085 | 0.047 | 0.066 |
| 2/23/2024 | | 0.037 | 0.121 | 0.081 | 0.047 | 0.060 |
| 2/24/2024 | | 0.079 | 0.163 | 0.119 | 0.083 | 0.098 |
| 2/25/2024 | | 0.078 | 0.165 | 0.113 | 0.078 | 0.091 |

| AMTS Y-Axis Readings - Average Daily Values (Change in Inches) | | | | | | | | |
|--|------|--------|--------|--------|--------|--------|-----|-----|
| Date | MPEB | MPEM | MPET | MPWB | MPWM | MPWT | RW1 | RW2 |
| 5/19/2023 | | | | | 0.007 | 0.004 | | |
| 5/20/2023 | | | | | 0.001 | 0.002 | | |
| 5/21/2023 | | | | | 0.005 | 0.004 | | |
| 5/22/2023 | | | | | 0.004 | 0.004 | | |
| 5/23/2023 | | | | | 0.008 | 0.009 | | |
| 5/24/2023 | | -0.005 | 0.001 | | 0.003 | -0.002 | | |
| 5/25/2023 | | -0.001 | 0.004 | -0.014 | 0.003 | -0.006 | | |
| 5/26/2023 | | -0.001 | 0.006 | | -0.003 | -0.009 | | |
| 5/27/2023 | | -0.001 | 0.003 | | -0.007 | -0.013 | | |
| 5/28/2023 | | 0.008 | 0.016 | | 0.003 | 0.005 | | |
| 5/29/2023 | | 0.004 | 0.016 | 0.000 | 0.004 | 0.007 | | |
| 5/30/2023 | | 0.006 | 0.019 | | 0.004 | 0.005 | | |
| 5/31/2023 | | -0.002 | 0.009 | | -0.002 | -0.004 | | |
| 6/1/2023 | | 0.004 | 0.013 | -0.008 | 0.002 | 0.000 | | |
| 6/2/2023 | | 0.005 | 0.016 | | 0.004 | -0.003 | | |
| 6/3/2023 | | 0.013 | 0.023 | | 0.002 | -0.003 | | |
| 6/4/2023 | | 0.017 | 0.024 | | 0.005 | 0.000 | | |
| 6/5/2023 | | 0.004 | 0.000 | | -0.014 | -0.027 | | |
| 6/6/2023 | | 0.005 | 0.000 | | -0.011 | -0.027 | | |
| 6/7/2023 | | 0.006 | 0.003 | | -0.010 | -0.024 | | |
| 6/8/2023 | | 0.005 | 0.001 | 0.005 | -0.011 | -0.023 | | |
| 6/9/2023 | | 0.010 | 0.007 | 0.011 | -0.010 | -0.022 | | |
| 6/10/2023 | | 0.005 | 0.004 | -0.008 | -0.011 | -0.026 | | |
| 6/11/2023 | | 0.010 | 0.008 | 0.000 | -0.006 | -0.012 | | |
| 6/12/2023 | | 0.009 | 0.007 | 0.017 | -0.004 | -0.009 | | |
| 6/13/2023 | | 0.007 | 0.005 | 0.008 | -0.005 | -0.015 | | |
| 6/14/2023 | | 0.018 | 0.012 | 0.018 | 0.010 | 0.008 | | |
| 6/15/2023 | | 0.012 | 0.005 | 0.018 | 0.002 | -0.001 | | |
| 6/16/2023 | | 0.020 | 0.012 | 0.033 | 0.011 | 0.012 | | |
| 6/17/2023 | | 0.018 | 0.013 | 0.021 | 0.013 | 0.009 | | |
| 6/18/2023 | | 0.009 | 0.009 | 0.022 | 0.008 | -0.004 | | |
| 6/19/2023 | | 0.004 | 0.004 | 0.013 | 0.001 | -0.011 | | |
| 6/20/2023 | | 0.002 | 0.003 | 0.021 | -0.011 | -0.020 | | |
| 6/21/2023 | | 0.001 | 0.000 | 0.032 | -0.009 | -0.018 | | |
| 6/22/2023 | | 0.006 | 0.005 | 0.019 | -0.002 | -0.006 | | |
| 6/23/2023 | | 0.007 | 0.004 | 0.018 | 0.001 | 0.000 | | |
| 6/24/2023 | | 0.005 | 0.003 | 0.016 | 0.000 | 0.003 | | |
| 6/25/2023 | | -0.005 | -0.004 | 0.008 | -0.008 | -0.013 | | |
| 6/26/2023 | | -0.003 | -0.005 | 0.004 | -0.015 | -0.017 | | |
| 6/27/2023 | | 0.008 | 0.002 | 0.016 | -0.002 | -0.001 | | |
| 6/28/2023 | | 0.008 | 0.000 | 0.015 | -0.002 | 0.005 | | |
| 6/29/2023 | | 0.007 | -0.001 | 0.013 | -0.002 | 0.004 | | |
| 6/30/2023 | | 0.004 | 0.000 | 0.009 | -0.001 | 0.001 | | |

| AMTS Y-Axis Readings - Average Daily Values (Change in Inches) | | | | | | | | |
|--|--------|-------|--------|-------|--------|--------|--------|--------|
| Date | MPEB | MPEM | MPET | MPWB | MPWM | MPWT | RW1 | RW2 |
| 7/1/2023 | | 0.006 | 0.000 | 0.010 | 0.001 | -0.001 | | |
| 7/2/2023 | | 0.008 | -0.003 | 0.010 | -0.002 | 0.004 | | |
| 7/3/2023 | | 0.008 | -0.004 | 0.010 | -0.001 | 0.009 | | |
| 7/4/2023 | | | -0.006 | 0.015 | -0.001 | 0.014 | | |
| 7/5/2023 | | 0.017 | -0.008 | 0.015 | 0.002 | 0.016 | | |
| 7/6/2023 | | 0.019 | -0.003 | 0.017 | 0.006 | 0.019 | | |
| 7/7/2023 | | 0.012 | -0.004 | 0.010 | 0.000 | 0.008 | | |
| 7/8/2023 | | 0.013 | 0.002 | 0.009 | -0.004 | 0.004 | | |
| 7/9/2023 | | 0.020 | 0.007 | 0.007 | -0.001 | 0.004 | | |
| 7/10/2023 | | 0.021 | 0.007 | 0.011 | 0.000 | 0.014 | | |
| 7/11/2023 | | 0.018 | 0.002 | 0.018 | 0.004 | 0.020 | | |
| 7/12/2023 | | 0.019 | 0.000 | 0.013 | -0.001 | 0.021 | | |
| 7/13/2023 | | 0.026 | 0.005 | 0.013 | 0.002 | 0.024 | | |
| 7/14/2023 | | 0.025 | 0.001 | 0.012 | 0.002 | 0.021 | | |
| 7/15/2023 | | 0.028 | 0.006 | 0.008 | -0.001 | 0.013 | | |
| 7/16/2023 | | 0.027 | 0.009 | 0.009 | -0.005 | 0.014 | | |
| 7/17/2023 | | 0.022 | 0.009 | 0.005 | -0.007 | 0.005 | | |
| 7/18/2023 | | 0.018 | 0.006 | 0.007 | -0.007 | 0.005 | | |
| 7/19/2023 | -0.001 | 0.026 | 0.006 | 0.018 | 0.004 | 0.013 | 0.000 | 0.003 |
| 7/20/2023 | -0.005 | 0.021 | 0.001 | 0.016 | 0.002 | 0.011 | -0.007 | -0.003 |
| 7/21/2023 | -0.002 | 0.023 | 0.002 | 0.017 | 0.001 | 0.017 | -0.004 | -0.003 |
| 7/22/2023 | -0.005 | 0.021 | 0.001 | 0.013 | -0.005 | 0.013 | -0.004 | -0.005 |
| 7/23/2023 | -0.005 | 0.021 | 0.002 | 0.013 | -0.004 | 0.017 | -0.004 | -0.006 |
| 7/24/2023 | 0.001 | 0.027 | 0.007 | 0.023 | 0.007 | 0.027 | 0.000 | -0.002 |
| 7/25/2023 | -0.004 | 0.023 | 0.004 | 0.022 | 0.006 | 0.023 | -0.005 | -0.002 |
| 7/26/2023 | -0.006 | 0.021 | 0.003 | 0.018 | 0.000 | 0.009 | 0.001 | 0.004 |
| 7/27/2023 | -0.025 | 0.002 | -0.008 | 0.004 | -0.014 | -0.013 | -0.013 | -0.006 |
| 7/28/2023 | -0.017 | 0.010 | 0.001 | 0.012 | -0.008 | -0.007 | -0.009 | -0.001 |
| 7/29/2023 | -0.017 | 0.010 | -0.001 | 0.012 | -0.007 | -0.001 | -0.010 | -0.005 |
| 7/30/2023 | -0.009 | 0.019 | 0.005 | 0.018 | -0.003 | 0.005 | -0.003 | 0.000 |
| 7/31/2023 | -0.008 | 0.015 | 0.003 | 0.013 | -0.006 | 0.006 | -0.006 | -0.004 |
| 8/1/2023 | -0.016 | 0.007 | 0.000 | 0.006 | -0.012 | -0.002 | -0.010 | -0.005 |
| 8/2/2023 | -0.020 | 0.004 | -0.002 | 0.001 | -0.017 | -0.010 | -0.013 | -0.006 |
| 8/3/2023 | -0.017 | 0.007 | 0.000 | 0.004 | -0.011 | -0.002 | -0.010 | -0.007 |
| 8/4/2023 | -0.020 | 0.003 | -0.003 | 0.002 | -0.015 | -0.008 | -0.010 | -0.005 |
| 8/5/2023 | -0.012 | 0.011 | 0.004 | 0.010 | -0.008 | -0.001 | -0.002 | 0.001 |
| 8/6/2023 | -0.010 | 0.012 | 0.003 | 0.011 | -0.007 | 0.005 | -0.001 | -0.005 |
| 8/7/2023 | -0.010 | 0.013 | 0.003 | 0.015 | -0.001 | 0.017 | -0.007 | -0.013 |
| 8/8/2023 | -0.005 | 0.016 | 0.004 | 0.017 | -0.002 | 0.022 | -0.004 | -0.010 |
| 8/9/2023 | -0.006 | 0.014 | 0.001 | 0.013 | -0.002 | 0.021 | -0.007 | -0.014 |
| 8/10/2023 | -0.006 | 0.015 | 0.002 | 0.014 | 0.001 | 0.021 | -0.006 | -0.013 |
| 8/11/2023 | -0.008 | 0.015 | 0.002 | 0.013 | 0.000 | 0.015 | -0.011 | -0.012 |
| 8/12/2023 | -0.004 | 0.019 | 0.005 | 0.020 | 0.007 | 0.023 | -0.010 | -0.011 |

| AMTS Y-Axis Readings - Average Daily Values (Change in Inches) | | | | | | | | |
|--|--------|--------|--------|--------|--------|--------|--------|--------|
| Date | MPEB | MPEM | MPET | MPWB | MPWM | MPWT | RW1 | RW2 |
| 8/13/2023 | 0.002 | 0.024 | 0.012 | 0.024 | 0.013 | 0.027 | 0.001 | -0.004 |
| 8/14/2023 | -0.003 | 0.020 | 0.006 | 0.023 | 0.009 | 0.025 | -0.008 | -0.009 |
| 8/15/2023 | -0.008 | 0.014 | 0.002 | 0.020 | 0.009 | 0.025 | -0.012 | -0.009 |
| 8/16/2023 | 0.000 | 0.021 | 0.010 | 0.024 | 0.011 | 0.023 | 0.001 | |
| 8/17/2023 | -0.014 | 0.007 | -0.001 | 0.012 | 0.001 | 0.006 | -0.012 | -0.016 |
| 8/18/2023 | -0.014 | 0.009 | 0.004 | 0.011 | -0.002 | -0.001 | -0.006 | -0.005 |
| 8/19/2023 | -0.018 | 0.004 | -0.001 | 0.006 | -0.008 | -0.005 | -0.012 | -0.010 |
| 8/20/2023 | -0.008 | 0.014 | 0.011 | 0.016 | 0.001 | 0.004 | 0.000 | 0.002 |
| 8/21/2023 | 0.002 | 0.023 | 0.022 | 0.024 | 0.005 | 0.011 | 0.009 | 0.008 |
| 8/22/2023 | -0.004 | 0.017 | 0.009 | 0.018 | 0.000 | 0.006 | 0.008 | -0.008 |
| 8/23/2023 | -0.011 | 0.010 | 0.003 | 0.009 | -0.006 | 0.000 | -0.009 | -0.011 |
| 8/24/2023 | -0.013 | 0.009 | -0.003 | 0.011 | -0.002 | 0.003 | -0.010 | -0.015 |
| 8/25/2023 | -0.013 | 0.005 | -0.003 | 0.008 | -0.006 | 0.000 | -0.016 | -0.016 |
| 8/26/2023 | -0.016 | 0.005 | -0.004 | 0.004 | -0.010 | -0.002 | -0.018 | -0.019 |
| 8/27/2023 | -0.014 | 0.005 | -0.001 | 0.003 | -0.010 | -0.004 | -0.014 | -0.017 |
| 8/28/2023 | -0.001 | 0.017 | 0.012 | 0.015 | 0.003 | 0.009 | -0.002 | -0.008 |
| 8/29/2023 | 0.002 | 0.023 | 0.016 | 0.020 | 0.006 | 0.017 | 0.000 | -0.003 |
| 8/30/2023 | 0.005 | 0.026 | 0.016 | 0.020 | 0.011 | 0.018 | 0.005 | -0.003 |
| 8/31/2023 | -0.007 | 0.018 | 0.007 | 0.014 | 0.004 | 0.013 | -0.006 | -0.008 |
| 9/1/2023 | -0.022 | 0.000 | -0.010 | 0.000 | -0.013 | -0.007 | -0.019 | -0.019 |
| 9/2/2023 | -0.016 | 0.004 | -0.005 | 0.005 | -0.008 | -0.006 | -0.009 | -0.010 |
| 9/3/2023 | -0.007 | 0.012 | 0.000 | 0.007 | -0.008 | -0.006 | -0.002 | -0.016 |
| 9/4/2023 | -0.010 | 0.012 | 0.000 | 0.007 | -0.008 | -0.002 | -0.002 | -0.010 |
| 9/5/2023 | -0.012 | 0.008 | -0.006 | 0.007 | -0.007 | -0.002 | -0.015 | -0.012 |
| 9/6/2023 | -0.012 | 0.010 | -0.008 | 0.005 | -0.004 | 0.004 | | -0.015 |
| 9/7/2023 | -0.019 | 0.005 | -0.014 | 0.010 | -0.002 | 0.001 | 0.064 | -0.025 |
| 9/8/2023 | -0.005 | 0.010 | 0.001 | 0.008 | 0.000 | 0.006 | | -0.017 |
| 9/9/2023 | -0.004 | 0.013 | 0.006 | 0.004 | -0.001 | 0.007 | 0.081 | -0.014 |
| 9/10/2023 | -0.021 | -0.003 | -0.008 | -0.020 | -0.015 | -0.008 | 0.062 | -0.031 |
| 9/11/2023 | -0.025 | -0.007 | -0.013 | | -0.018 | -0.008 | 0.056 | -0.041 |
| 9/12/2023 | -0.008 | 0.008 | -0.003 | | 0.000 | 0.006 | 0.069 | -0.025 |
| 9/13/2023 | -0.013 | 0.006 | -0.004 | | -0.006 | 0.004 | 0.071 | -0.024 |
| 9/14/2023 | -0.017 | 0.000 | -0.010 | 0.015 | -0.010 | 0.002 | | -0.015 |
| 9/15/2023 | -0.015 | 0.002 | -0.006 | -0.006 | -0.007 | 0.003 | | |
| 9/16/2023 | -0.019 | 0.001 | -0.005 | -0.027 | -0.010 | -0.002 | | |
| 9/17/2023 | -0.015 | 0.004 | 0.000 | -0.015 | -0.006 | -0.001 | | |
| 9/18/2023 | -0.017 | 0.002 | -0.001 | -0.012 | -0.008 | -0.004 | | |
| 9/19/2023 | -0.003 | 0.018 | 0.017 | 0.004 | 0.010 | 0.009 | | |
| 9/20/2023 | -0.015 | 0.003 | 0.001 | 0.004 | -0.005 | -0.005 | | |
| 9/21/2023 | -0.011 | 0.006 | 0.003 | 0.009 | -0.003 | -0.006 | | -0.005 |
| 9/22/2023 | -0.021 | 0.000 | 0.002 | -0.017 | -0.010 | -0.020 | | -0.008 |
| 9/23/2023 | -0.006 | 0.015 | 0.015 | 0.010 | 0.002 | -0.009 | | |
| 9/24/2023 | -0.024 | -0.003 | -0.003 | -0.005 | -0.011 | -0.021 | | |

| AMTS Y-Axis Readings - Average Daily Values (Change in Inches) | | | | | | | | |
|--|--------|--------|--------|--------|--------|--------|--------|--------|
| Date | MPEB | MPEM | MPET | MPWB | MPWM | MPWT | RW1 | RW2 |
| 9/25/2023 | -0.016 | 0.005 | 0.003 | -0.006 | -0.008 | -0.013 | -0.007 | -0.008 |
| 9/26/2023 | -0.019 | 0.003 | 0.000 | 0.001 | -0.012 | -0.014 | -0.027 | -0.007 |
| 9/27/2023 | -0.006 | 0.016 | 0.009 | 0.006 | 0.000 | -0.006 | -0.016 | -0.004 |
| 9/28/2023 | -0.013 | 0.010 | 0.005 | 0.004 | -0.003 | -0.010 | -0.017 | 0.002 |
| 9/29/2023 | -0.021 | 0.002 | -0.005 | -0.001 | -0.008 | -0.010 | -0.028 | -0.013 |
| 9/30/2023 | -0.027 | -0.008 | -0.013 | -0.008 | -0.018 | -0.012 | -0.035 | -0.018 |
| 10/1/2023 | -0.015 | 0.004 | -0.001 | 0.002 | -0.007 | -0.004 | -0.022 | -0.004 |
| 10/2/2023 | 0.019 | 0.051 | 0.047 | 0.027 | 0.007 | 0.010 | 0.012 | 0.023 |
| 10/3/2023 | 0.022 | 0.031 | 0.027 | 0.021 | 0.007 | 0.004 | | 0.015 |
| 10/4/2023 | -0.010 | 0.005 | -0.007 | -0.001 | -0.013 | -0.011 | -0.019 | -0.002 |
| 10/5/2023 | -0.018 | -0.003 | -0.013 | -0.003 | -0.025 | -0.014 | -0.019 | -0.001 |
| 10/6/2023 | -0.024 | -0.007 | -0.017 | -0.013 | -0.030 | -0.018 | | 0.006 |
| 10/7/2023 | -0.024 | -0.007 | -0.017 | -0.011 | -0.029 | -0.016 | | 0.003 |
| 10/8/2023 | -0.022 | -0.003 | -0.011 | -0.017 | -0.028 | -0.017 | | 0.011 |
| 10/9/2023 | -0.012 | 0.007 | 0.002 | -0.004 | -0.020 | -0.016 | | 0.025 |
| 10/10/2023 | -0.029 | -0.010 | -0.012 | -0.018 | -0.036 | -0.032 | | 0.011 |
| 10/11/2023 | -0.027 | -0.008 | -0.012 | -0.018 | -0.034 | -0.031 | | 0.010 |
| 10/12/2023 | -0.025 | -0.012 | -0.012 | -0.016 | -0.028 | -0.024 | | 0.006 |
| 10/13/2023 | -0.034 | -0.014 | -0.021 | -0.019 | -0.030 | -0.022 | | 0.005 |
| 10/14/2023 | -0.018 | 0.001 | -0.008 | -0.006 | -0.020 | -0.011 | | |
| 10/15/2023 | -0.032 | -0.016 | -0.019 | -0.019 | -0.031 | -0.028 | | |
| 10/16/2023 | -0.041 | -0.022 | -0.018 | -0.023 | -0.036 | -0.038 | | |
| 10/17/2023 | -0.041 | -0.024 | -0.012 | -0.015 | -0.028 | -0.049 | | |
| 10/18/2023 | -0.028 | -0.011 | 0.002 | -0.003 | -0.018 | -0.041 | | |
| 10/19/2023 | -0.021 | -0.003 | 0.004 | -0.007 | -0.018 | -0.035 | | 0.004 |
| 10/20/2023 | -0.017 | 0.000 | 0.002 | -0.006 | -0.021 | -0.030 | -0.038 | 0.014 |
| 10/21/2023 | -0.030 | -0.015 | -0.006 | -0.013 | -0.025 | -0.038 | -0.047 | 0.002 |
| 10/22/2023 | -0.025 | -0.010 | -0.005 | -0.007 | -0.025 | -0.032 | -0.044 | 0.005 |
| 10/23/2023 | -0.013 | 0.002 | 0.004 | 0.004 | -0.014 | -0.022 | -0.036 | 0.010 |
| 10/24/2023 | 0.020 | 0.034 | 0.035 | 0.030 | 0.011 | -0.006 | -0.011 | 0.038 |
| 10/25/2023 | 0.026 | 0.041 | 0.036 | -0.048 | 0.018 | -0.003 | -0.001 | 0.058 |
| 10/26/2023 | 0.009 | 0.042 | 0.038 | 0.017 | 0.004 | -0.002 | -0.007 | 0.049 |
| 10/27/2023 | 0.006 | 0.020 | 0.029 | 0.014 | 0.003 | -0.013 | -0.018 | 0.040 |
| 10/28/2023 | 0.000 | 0.017 | 0.029 | | 0.001 | -0.020 | -0.016 | 0.046 |
| 10/29/2023 | 0.000 | 0.020 | 0.025 | | 0.005 | -0.018 | -0.011 | |
| 10/30/2023 | -0.003 | 0.016 | 0.019 | | 0.005 | -0.013 | -0.018 | |
| 10/31/2023 | -0.017 | 0.006 | 0.007 | | 0.002 | -0.011 | -0.029 | 0.014 |
| 11/1/2023 | -0.041 | -0.014 | -0.009 | | -0.022 | -0.027 | -0.043 | |
| 11/3/2023 | -0.035 | -0.013 | 0.010 | 0.010 | -0.032 | -0.040 | -0.040 | 0.031 |
| 11/4/2023 | -0.019 | 0.000 | 0.013 | 0.015 | 0.001 | -0.020 | -0.038 | 0.032 |
| 11/5/2023 | -0.022 | -0.002 | 0.012 | 0.010 | 0.000 | -0.022 | -0.038 | 0.024 |
| 11/6/2023 | -0.026 | -0.012 | 0.003 | 0.006 | -0.008 | -0.032 | -0.044 | 0.034 |
| 11/7/2023 | | -0.026 | -0.015 | 0.001 | -0.017 | -0.042 | -0.057 | 0.044 |

| AMTS Y-Axis Readings - Average Daily Values (Change in Inches) | | | | | | | | |
|--|--------|--------|--------|--------|--------|--------|--------|-------|
| Date | MPEB | MPEM | MPET | MPWB | MPWM | MPWT | RW1 | RW2 |
| 11/8/2023 | | -0.021 | -0.010 | 0.004 | -0.016 | -0.038 | -0.055 | 0.050 |
| 11/9/2023 | | -0.018 | -0.008 | -0.002 | -0.020 | -0.039 | -0.075 | 0.050 |
| 11/10/2023 | | -0.018 | -0.007 | 0.001 | -0.017 | -0.034 | -0.081 | 0.039 |
| 11/11/2023 | | -0.021 | -0.011 | 0.003 | -0.011 | -0.025 | -0.083 | 0.033 |
| 11/12/2023 | | -0.019 | -0.010 | 0.006 | -0.004 | -0.019 | -0.080 | 0.036 |
| 11/13/2023 | | -0.024 | -0.015 | 0.009 | -0.009 | -0.025 | -0.085 | 0.029 |
| 11/14/2023 | | -0.020 | -0.014 | -0.005 | -0.018 | -0.036 | -0.094 | 0.007 |
| 11/15/2023 | | -0.002 | | | | -0.047 | | |
| 11/17/2023 | | -0.027 | | | | | | |
| 11/18/2023 | | -0.096 | | | | | | |
| 11/29/2023 | -0.039 | -0.017 | | | | | | |
| 11/30/2023 | -0.045 | -0.014 | | | | | | |
| 12/1/2023 | -0.050 | -0.018 | | | | | | |
| 12/2/2023 | -0.054 | -0.015 | | | | | | |
| 12/3/2023 | -0.045 | -0.014 | | | | | | |
| 12/4/2023 | -0.040 | -0.013 | | | | | | |
| 12/5/2023 | -0.041 | -0.010 | | | | | | |
| 12/6/2023 | -0.043 | -0.018 | | | | | | |
| 12/7/2023 | -0.041 | -0.015 | | | | | | |
| 12/8/2023 | -0.045 | -0.013 | -0.127 | -0.048 | -0.080 | -0.167 | | |
| 12/9/2023 | -0.062 | -0.019 | -0.127 | -0.046 | -0.077 | -0.170 | | |
| 12/10/2023 | | -0.013 | -0.124 | -0.038 | -0.071 | -0.164 | | |
| 12/11/2023 | -0.014 | 0.008 | -0.101 | -0.013 | -0.048 | -0.139 | | |
| 12/12/2023 | | 0.055 | -0.053 | 0.026 | -0.015 | -0.106 | | |
| 12/13/2023 | | 0.079 | -0.027 | 0.086 | 0.017 | -0.078 | | |
| 12/15/2023 | | 0.092 | -0.011 | 0.225 | 0.022 | -0.074 | | |
| 12/16/2023 | | 0.029 | -0.079 | -0.011 | -0.051 | -0.145 | | |
| 12/17/2023 | | 0.030 | -0.079 | -0.004 | -0.046 | -0.138 | | |
| 12/18/2023 | -0.031 | 0.024 | -0.087 | -0.005 | -0.044 | -0.134 | | |
| 12/19/2023 | -0.015 | 0.018 | -0.090 | -0.003 | -0.041 | -0.133 | | |
| 12/20/2023 | 0.019 | 0.050 | -0.065 | 0.019 | -0.021 | -0.113 | | |
| 12/21/2023 | 0.027 | 0.058 | -0.050 | 0.034 | -0.009 | -0.097 | | |
| 12/22/2023 | 0.043 | 0.069 | -0.039 | 0.042 | 0.000 | -0.093 | | |
| 12/23/2023 | 0.050 | 0.078 | -0.030 | 0.051 | 0.009 | -0.085 | | |
| 12/24/2023 | 0.044 | 0.075 | -0.034 | 0.049 | 0.008 | -0.088 | | |
| 12/25/2023 | | 0.074 | -0.035 | 0.045 | 0.006 | -0.092 | | |
| 12/26/2023 | 0.028 | 0.068 | -0.041 | 0.044 | 0.005 | -0.092 | | |
| 12/27/2023 | 0.019 | 0.058 | -0.052 | 0.045 | 0.003 | -0.094 | | |
| 12/28/2023 | 0.033 | 0.062 | -0.045 | 0.039 | -0.003 | -0.097 | | |
| 12/29/2023 | 0.030 | 0.060 | -0.047 | 0.032 | -0.012 | -0.104 | | |
| 12/30/2023 | 0.036 | 0.061 | -0.047 | 0.026 | -0.017 | -0.110 | | |
| 12/31/2023 | 0.027 | 0.057 | -0.052 | 0.026 | -0.017 | -0.110 | | |
| 1/1/2024 | 0.025 | 0.053 | -0.055 | 0.034 | -0.008 | -0.101 | | |

| AMTS Y-Axis Readings - Average Daily Values (Change in Inches) | | | | | | |
|--|-------|-------|--------|-------|--------|--------|
| Date | MPEB | MPEM | MPET | MPWB | MPWM | MPWT |
| 1/2/2024 | 0.033 | 0.061 | -0.049 | 0.037 | -0.004 | -0.096 |
| 1/3/2024 | 0.041 | 0.070 | -0.040 | 0.040 | -0.001 | -0.092 |
| 1/4/2024 | 0.042 | 0.076 | -0.035 | 0.042 | 0.002 | -0.087 |
| 1/5/2024 | 0.039 | 0.071 | -0.037 | 0.040 | -0.002 | -0.088 |
| 1/6/2024 | 0.048 | 0.069 | -0.038 | 0.044 | -0.006 | -0.090 |
| 1/7/2024 | | 0.070 | -0.037 | 0.046 | -0.005 | -0.090 |
| 1/8/2024 | 0.049 | 0.075 | -0.032 | 0.040 | -0.004 | -0.091 |
| 1/9/2024 | 0.043 | 0.070 | -0.038 | 0.044 | -0.006 | -0.091 |
| 1/10/2024 | 0.038 | 0.070 | -0.038 | 0.050 | 0.001 | -0.085 |
| 1/11/2024 | 0.044 | 0.073 | -0.037 | 0.043 | -0.008 | -0.094 |
| 1/12/2024 | | 0.073 | -0.038 | 0.042 | -0.010 | -0.095 |
| 1/13/2024 | 0.017 | 0.072 | -0.037 | 0.052 | -0.002 | -0.087 |
| 1/14/2024 | | 0.079 | -0.030 | 0.049 | -0.004 | -0.094 |
| 1/15/2024 | | 0.074 | -0.037 | 0.043 | -0.006 | -0.094 |
| 1/16/2024 | | 0.076 | -0.036 | 0.049 | 0.000 | -0.089 |
| 1/17/2024 | | 0.080 | -0.032 | 0.054 | 0.002 | -0.088 |
| 1/18/2024 | | 0.077 | -0.036 | 0.050 | -0.001 | -0.092 |
| 1/19/2024 | | 0.076 | -0.034 | 0.056 | 0.003 | -0.086 |
| 1/20/2024 | | 0.075 | -0.036 | 0.054 | 0.004 | -0.087 |
| 1/21/2024 | | 0.072 | -0.036 | 0.048 | 0.005 | -0.088 |
| 1/22/2024 | | 0.077 | -0.039 | 0.045 | 0.001 | -0.092 |
| 1/23/2024 | | 0.074 | -0.039 | 0.048 | 0.003 | -0.090 |
| 1/24/2024 | | 0.071 | -0.039 | 0.054 | 0.007 | -0.087 |
| 1/25/2024 | | 0.068 | -0.043 | 0.054 | 0.008 | -0.087 |
| 1/26/2024 | | 0.067 | -0.045 | 0.053 | 0.007 | -0.089 |
| 1/27/2024 | | 0.066 | -0.045 | 0.053 | 0.007 | -0.090 |
| 1/28/2024 | | 0.068 | -0.042 | 0.054 | 0.007 | -0.090 |
| 1/29/2024 | | 0.072 | -0.036 | 0.054 | 0.011 | -0.084 |
| 1/30/2024 | | 0.065 | -0.043 | 0.046 | 0.003 | -0.092 |
| 1/31/2024 | | 0.061 | -0.046 | 0.041 | -0.003 | -0.098 |
| 2/1/2024 | | 0.066 | -0.036 | 0.040 | -0.005 | -0.100 |
| 2/2/2024 | | 0.069 | -0.026 | 0.035 | -0.006 | -0.104 |
| 2/3/2024 | | 0.066 | -0.029 | 0.040 | -0.001 | -0.099 |
| 2/4/2024 | | 0.066 | -0.026 | 0.031 | -0.010 | -0.106 |
| 2/5/2024 | | 0.071 | -0.024 | 0.016 | -0.023 | -0.120 |
| 2/6/2024 | | 0.071 | -0.025 | 0.018 | -0.020 | -0.117 |
| 2/7/2024 | | 0.062 | -0.029 | 0.026 | -0.012 | -0.108 |
| 2/8/2024 | | 0.072 | -0.026 | 0.035 | -0.008 | -0.104 |
| 2/9/2024 | | 0.074 | -0.026 | 0.034 | -0.006 | -0.103 |
| 2/10/2024 | | 0.076 | -0.023 | 0.037 | -0.001 | -0.101 |
| 2/11/2024 | | 0.073 | -0.027 | 0.048 | 0.006 | -0.091 |
| 2/12/2024 | | 0.072 | -0.024 | 0.051 | 0.008 | -0.091 |
| 2/13/2024 | | 0.081 | -0.021 | 0.057 | 0.016 | -0.082 |

| AMTS Y-Axis Readings - Average Daily Values (Change in Inches) | | | | | | |
|--|------|-------|--------|-------|--------|--------|
| Date | MPEB | MPEM | MPET | MPWB | MPWM | MPWT |
| 2/14/2024 | | 0.074 | -0.023 | 0.049 | 0.012 | -0.087 |
| 2/15/2024 | | 0.075 | -0.026 | 0.048 | 0.012 | -0.086 |
| 2/16/2024 | | 0.077 | -0.025 | 0.052 | 0.014 | -0.083 |
| 2/17/2024 | | 0.084 | -0.020 | 0.054 | 0.011 | -0.087 |
| 2/18/2024 | | 0.087 | -0.006 | 0.042 | 0.008 | -0.094 |
| 2/19/2024 | | 0.077 | -0.015 | 0.028 | -0.002 | -0.105 |
| 2/20/2024 | | 0.069 | -0.027 | 0.026 | -0.005 | -0.105 |
| 2/21/2024 | | 0.075 | -0.019 | 0.030 | 0.001 | -0.098 |
| 2/22/2024 | | 0.097 | 0.000 | 0.052 | 0.020 | -0.079 |
| 2/23/2024 | | 0.092 | -0.010 | 0.043 | 0.009 | -0.089 |
| 2/24/2024 | | 0.078 | -0.019 | 0.033 | 0.000 | -0.098 |
| 2/25/2024 | | 0.069 | -0.028 | 0.026 | -0.002 | -0.105 |

| AMTS Z-Axis Readings - Average Daily Values (Change in Inches) | | | | | | | | |
|--|------|-------|--------|--------|-------|-------|-----|-----|
| Date | MPEB | MPEM | MPET | MPWB | MPWM | MPWT | RW1 | RW2 |
| 5/19/2023 | | | | | 0.003 | 0.004 | | |
| 5/20/2023 | | | | | 0.003 | 0.008 | | |
| 5/21/2023 | | | | | 0.009 | 0.011 | | |
| 5/22/2023 | | | | | 0.017 | 0.021 | | |
| 5/23/2023 | | | | | 0.023 | 0.025 | | |
| 5/24/2023 | | 0.010 | 0.000 | | 0.023 | 0.022 | | |
| 5/25/2023 | | 0.017 | 0.004 | -0.017 | 0.024 | 0.020 | | |
| 5/26/2023 | | 0.013 | 0.001 | | 0.027 | 0.020 | | |
| 5/27/2023 | | 0.016 | 0.006 | | 0.034 | 0.028 | | |
| 5/28/2023 | | 0.010 | 0.004 | | 0.030 | 0.021 | | |
| 5/29/2023 | | 0.011 | 0.002 | 0.000 | 0.027 | 0.026 | | |
| 5/30/2023 | | 0.010 | -0.002 | | 0.032 | 0.029 | | |
| 5/31/2023 | | 0.011 | -0.003 | | 0.030 | 0.028 | | |
| 6/1/2023 | | 0.008 | 0.000 | -0.026 | 0.027 | 0.021 | | |
| 6/2/2023 | | 0.012 | -0.003 | | 0.031 | 0.026 | | |
| 6/3/2023 | | 0.012 | -0.004 | | 0.033 | 0.024 | | |
| 6/4/2023 | | 0.012 | -0.004 | | 0.037 | 0.028 | | |
| 6/5/2023 | | 0.014 | -0.001 | | 0.033 | 0.026 | | |
| 6/6/2023 | | 0.022 | 0.008 | | 0.039 | 0.036 | | |
| 6/7/2023 | | 0.023 | 0.008 | | 0.035 | 0.028 | | |
| 6/8/2023 | | 0.025 | 0.008 | 0.012 | 0.033 | 0.030 | | |
| 6/9/2023 | | 0.021 | 0.007 | 0.005 | 0.034 | 0.029 | | |
| 6/10/2023 | | 0.024 | 0.012 | 0.014 | 0.038 | 0.033 | | |
| 6/11/2023 | | 0.021 | 0.008 | 0.015 | 0.034 | 0.028 | | |
| 6/12/2023 | | 0.021 | 0.009 | 0.012 | 0.029 | 0.028 | | |
| 6/13/2023 | | 0.020 | 0.009 | 0.001 | 0.029 | 0.025 | | |
| 6/14/2023 | | 0.014 | 0.005 | 0.006 | 0.023 | 0.018 | | |
| 6/15/2023 | | 0.010 | 0.003 | 0.000 | 0.024 | 0.020 | | |
| 6/16/2023 | | 0.012 | 0.008 | 0.004 | 0.027 | 0.025 | | |
| 6/17/2023 | | 0.013 | 0.004 | -0.014 | 0.025 | 0.026 | | |
| 6/18/2023 | | 0.021 | 0.011 | -0.001 | 0.032 | 0.037 | | |
| 6/19/2023 | | 0.020 | 0.007 | 0.005 | 0.034 | 0.031 | | |
| 6/20/2023 | | 0.022 | 0.010 | 0.018 | 0.033 | 0.029 | | |
| 6/21/2023 | | 0.026 | 0.010 | 0.012 | 0.037 | 0.035 | | |
| 6/22/2023 | | 0.025 | 0.013 | 0.012 | 0.034 | 0.030 | | |
| 6/23/2023 | | 0.025 | 0.016 | 0.005 | 0.031 | 0.026 | | |
| 6/24/2023 | | 0.024 | 0.015 | 0.004 | 0.029 | 0.027 | | |
| 6/25/2023 | | 0.027 | 0.015 | 0.010 | 0.033 | 0.033 | | |
| 6/26/2023 | | 0.028 | 0.017 | 0.013 | 0.034 | 0.030 | | |
| 6/27/2023 | | 0.029 | 0.020 | 0.017 | 0.039 | 0.034 | | |
| 6/28/2023 | | 0.026 | 0.015 | 0.013 | 0.038 | 0.037 | | |
| 6/29/2023 | | 0.023 | 0.012 | 0.015 | 0.038 | 0.039 | | |
| 6/30/2023 | | 0.023 | 0.017 | 0.014 | 0.038 | 0.038 | | |

| AMTS Z-Axis Readings - Average Daily Values (Change in Inches) | | | | | | | | |
|--|--------|-------|-------|-------|-------|-------|-------|--------|
| Date | MPEB | MPEM | MPET | MPWB | MPWM | MPWT | RW1 | RW2 |
| 7/1/2023 | | 0.025 | 0.013 | 0.014 | 0.038 | 0.041 | | |
| 7/2/2023 | | 0.025 | 0.015 | 0.015 | 0.039 | 0.039 | | |
| 7/3/2023 | | 0.024 | 0.016 | 0.013 | 0.039 | 0.038 | | |
| 7/4/2023 | | | 0.015 | 0.014 | 0.039 | 0.039 | | |
| 7/5/2023 | | 0.026 | 0.017 | 0.016 | 0.041 | 0.040 | | |
| 7/6/2023 | | 0.024 | 0.014 | 0.016 | 0.041 | 0.043 | | |
| 7/7/2023 | | 0.028 | 0.014 | 0.017 | 0.038 | 0.041 | | |
| 7/8/2023 | | 0.027 | 0.015 | 0.016 | 0.039 | 0.044 | | |
| 7/9/2023 | | 0.025 | 0.012 | 0.013 | 0.040 | 0.044 | | |
| 7/10/2023 | | 0.022 | 0.012 | 0.014 | 0.042 | 0.047 | | |
| 7/11/2023 | | 0.024 | 0.013 | 0.015 | 0.044 | 0.052 | | |
| 7/12/2023 | | 0.026 | 0.013 | 0.018 | 0.044 | 0.053 | | |
| 7/13/2023 | | 0.023 | 0.010 | 0.011 | 0.041 | 0.050 | | |
| 7/14/2023 | | 0.027 | 0.014 | 0.017 | 0.045 | 0.054 | | |
| 7/15/2023 | | 0.023 | 0.004 | 0.015 | 0.046 | 0.058 | | |
| 7/16/2023 | | 0.022 | 0.007 | 0.013 | 0.042 | 0.051 | | |
| 7/17/2023 | | 0.028 | 0.013 | 0.019 | 0.047 | 0.056 | | |
| 7/18/2023 | | 0.033 | 0.019 | 0.021 | 0.047 | 0.058 | | |
| 7/19/2023 | 0.001 | 0.033 | 0.024 | 0.027 | 0.055 | 0.062 | 0.010 | 0.003 |
| 7/20/2023 | 0.001 | 0.033 | 0.023 | 0.026 | 0.055 | 0.061 | 0.009 | 0.004 |
| 7/21/2023 | 0.000 | 0.031 | 0.022 | 0.023 | 0.052 | 0.058 | 0.008 | 0.002 |
| 7/22/2023 | -0.002 | 0.029 | 0.016 | 0.019 | 0.050 | 0.055 | 0.009 | 0.000 |
| 7/23/2023 | -0.005 | 0.026 | 0.016 | 0.018 | 0.048 | 0.055 | 0.005 | -0.002 |
| 7/24/2023 | -0.003 | 0.030 | 0.019 | 0.018 | 0.049 | 0.056 | 0.006 | -0.003 |
| 7/25/2023 | -0.001 | 0.029 | 0.015 | 0.023 | 0.048 | 0.062 | 0.006 | 0.004 |
| 7/26/2023 | -0.003 | 0.028 | 0.019 | 0.024 | 0.055 | 0.061 | 0.014 | 0.012 |
| 7/27/2023 | 0.012 | 0.039 | 0.025 | 0.033 | 0.058 | 0.063 | 0.026 | 0.027 |
| 7/28/2023 | 0.011 | 0.044 | 0.029 | 0.036 | 0.060 | 0.063 | 0.025 | 0.027 |
| 7/29/2023 | 0.011 | 0.042 | 0.033 | 0.036 | 0.060 | 0.058 | 0.026 | 0.020 |
| 7/30/2023 | 0.009 | 0.040 | 0.027 | 0.035 | 0.060 | 0.060 | 0.026 | 0.018 |
| 7/31/2023 | 0.007 | 0.038 | 0.029 | 0.032 | 0.058 | 0.058 | 0.021 | 0.016 |
| 8/1/2023 | 0.010 | 0.041 | 0.027 | 0.033 | 0.056 | 0.058 | 0.026 | 0.025 |
| 8/2/2023 | 0.009 | 0.040 | 0.025 | 0.034 | 0.055 | 0.056 | 0.025 | 0.026 |
| 8/3/2023 | 0.009 | 0.041 | 0.030 | 0.034 | 0.058 | 0.056 | 0.023 | 0.024 |
| 8/4/2023 | 0.017 | 0.045 | 0.035 | 0.037 | 0.063 | 0.062 | 0.031 | 0.029 |
| 8/5/2023 | 0.013 | 0.044 | 0.032 | 0.038 | 0.064 | 0.061 | 0.030 | 0.026 |
| 8/6/2023 | 0.011 | 0.041 | 0.035 | 0.035 | 0.062 | 0.058 | 0.026 | 0.012 |
| 8/7/2023 | 0.006 | 0.037 | 0.029 | 0.029 | 0.058 | 0.055 | 0.018 | 0.004 |
| 8/8/2023 | 0.006 | 0.038 | 0.029 | 0.031 | 0.058 | 0.053 | 0.018 | 0.001 |
| 8/9/2023 | 0.005 | 0.038 | 0.032 | 0.030 | 0.056 | 0.053 | 0.020 | 0.001 |
| 8/10/2023 | 0.006 | 0.038 | 0.029 | 0.031 | 0.057 | 0.054 | 0.020 | 0.002 |
| 8/11/2023 | 0.008 | 0.040 | 0.029 | 0.031 | 0.059 | 0.057 | 0.020 | 0.004 |
| 8/12/2023 | 0.012 | 0.046 | 0.034 | 0.035 | 0.063 | 0.064 | 0.022 | 0.008 |

| AMTS Z-Axis Readings - Average Daily Values (Change in Inches) | | | | | | | | |
|--|-------|-------|-------|-------|-------|-------|-------|--------|
| Date | MPEB | MPEM | MPET | MPWB | MPWM | MPWT | RW1 | RW2 |
| 8/13/2023 | 0.011 | 0.045 | 0.032 | 0.036 | 0.064 | 0.065 | 0.022 | 0.009 |
| 8/14/2023 | 0.011 | 0.044 | 0.034 | 0.034 | 0.064 | 0.060 | 0.019 | 0.003 |
| 8/15/2023 | 0.013 | 0.046 | 0.035 | 0.037 | 0.063 | 0.063 | 0.022 | 0.009 |
| 8/16/2023 | 0.018 | 0.050 | 0.038 | 0.039 | 0.068 | 0.065 | 0.031 | |
| 8/17/2023 | 0.018 | 0.053 | 0.038 | 0.041 | 0.066 | 0.069 | 0.035 | -0.002 |
| 8/18/2023 | 0.023 | 0.052 | 0.037 | 0.043 | 0.068 | 0.071 | 0.040 | 0.002 |
| 8/19/2023 | 0.018 | 0.050 | 0.034 | 0.041 | 0.066 | 0.067 | 0.038 | -0.006 |
| 8/20/2023 | 0.026 | 0.053 | 0.042 | 0.049 | 0.071 | 0.072 | 0.037 | -0.004 |
| 8/21/2023 | 0.015 | 0.045 | 0.029 | 0.045 | 0.066 | 0.068 | 0.022 | -0.015 |
| 8/22/2023 | 0.016 | 0.048 | 0.036 | 0.051 | 0.073 | 0.081 | 0.017 | -0.011 |
| 8/23/2023 | 0.028 | 0.059 | 0.050 | 0.056 | 0.081 | 0.085 | 0.041 | -0.006 |
| 8/24/2023 | 0.027 | 0.061 | 0.050 | 0.049 | 0.078 | 0.082 | 0.036 | -0.007 |
| 8/25/2023 | 0.025 | 0.055 | 0.044 | 0.051 | 0.073 | 0.080 | 0.036 | -0.013 |
| 8/26/2023 | 0.030 | 0.059 | 0.044 | 0.051 | 0.077 | 0.081 | 0.036 | -0.008 |
| 8/27/2023 | 0.029 | 0.061 | 0.047 | 0.048 | 0.075 | 0.079 | 0.043 | -0.007 |
| 8/28/2023 | 0.030 | 0.063 | 0.050 | 0.050 | 0.078 | 0.080 | 0.046 | -0.002 |
| 8/29/2023 | 0.033 | 0.066 | 0.055 | 0.051 | 0.080 | 0.078 | 0.048 | -0.003 |
| 8/30/2023 | 0.027 | 0.061 | 0.051 | 0.047 | 0.078 | 0.075 | 0.040 | -0.009 |
| 8/31/2023 | 0.017 | 0.055 | 0.044 | 0.045 | 0.068 | 0.071 | 0.036 | -0.012 |
| 9/1/2023 | 0.023 | 0.056 | 0.042 | 0.044 | 0.069 | 0.072 | 0.039 | -0.010 |
| 9/2/2023 | 0.022 | 0.056 | 0.041 | 0.052 | 0.077 | 0.086 | 0.046 | -0.008 |
| 9/3/2023 | 0.021 | 0.054 | 0.038 | 0.050 | 0.082 | 0.081 | 0.004 | 0.001 |
| 9/4/2023 | 0.031 | 0.062 | 0.050 | 0.059 | 0.087 | 0.088 | 0.035 | 0.002 |
| 9/5/2023 | 0.042 | 0.073 | 0.058 | 0.064 | 0.089 | 0.091 | 0.050 | 0.011 |
| 9/6/2023 | 0.046 | 0.079 | 0.068 | 0.065 | 0.086 | 0.090 | | 0.014 |
| 9/7/2023 | 0.035 | 0.075 | 0.063 | 0.063 | 0.079 | 0.070 | 0.145 | -0.004 |
| 9/8/2023 | 0.020 | 0.070 | 0.051 | 0.061 | 0.077 | 0.069 | | -0.025 |
| 9/9/2023 | 0.018 | 0.067 | 0.050 | 0.056 | 0.072 | 0.062 | 0.107 | -0.026 |
| 9/10/2023 | 0.012 | 0.064 | 0.052 | 0.047 | 0.068 | 0.055 | 0.103 | -0.031 |
| 9/11/2023 | 0.011 | 0.064 | 0.054 | | 0.066 | 0.054 | 0.101 | -0.037 |
| 9/12/2023 | 0.010 | 0.067 | 0.055 | | 0.071 | 0.059 | 0.099 | -0.047 |
| 9/13/2023 | 0.013 | 0.066 | 0.054 | | 0.072 | 0.062 | 0.098 | -0.038 |
| 9/14/2023 | 0.014 | 0.066 | 0.052 | 0.060 | 0.072 | 0.063 | | -0.031 |
| 9/15/2023 | 0.014 | 0.066 | 0.053 | 0.054 | 0.071 | 0.062 | | |
| 9/16/2023 | 0.014 | 0.066 | 0.052 | 0.054 | 0.069 | 0.058 | | |
| 9/17/2023 | 0.015 | 0.065 | 0.052 | 0.057 | 0.070 | 0.060 | | |
| 9/18/2023 | 0.018 | 0.067 | 0.051 | 0.062 | 0.071 | 0.061 | | |
| 9/19/2023 | 0.017 | 0.080 | 0.052 | 0.073 | 0.086 | 0.065 | | |
| 9/20/2023 | 0.028 | 0.076 | 0.063 | 0.068 | 0.081 | 0.073 | | |
| 9/21/2023 | 0.027 | 0.077 | 0.060 | 0.066 | 0.080 | 0.075 | | 0.011 |
| 9/22/2023 | 0.041 | 0.089 | 0.072 | 0.073 | 0.090 | 0.088 | | 0.030 |
| 9/23/2023 | 0.043 | 0.086 | 0.072 | 0.084 | 0.098 | 0.091 | | |
| 9/24/2023 | 0.041 | 0.091 | 0.080 | 0.083 | 0.096 | 0.087 | | |

| AMTS Z-Axis Readings - Average Daily Values (Change in Inches) | | | | | | | | |
|--|-------|-------|-------|--------|-------|-------|--------|--------|
| Date | MPEB | MPEM | MPET | MPWB | MPWM | MPWT | RW1 | RW2 |
| 9/25/2023 | 0.037 | 0.090 | 0.076 | 0.073 | 0.097 | 0.084 | -0.038 | 0.022 |
| 9/26/2023 | 0.035 | 0.084 | 0.076 | 0.076 | 0.087 | 0.082 | -0.028 | 0.027 |
| 9/27/2023 | 0.031 | 0.077 | 0.068 | 0.069 | 0.088 | 0.077 | -0.029 | 0.016 |
| 9/28/2023 | 0.032 | 0.078 | 0.071 | 0.073 | 0.087 | 0.079 | -0.029 | 0.020 |
| 9/29/2023 | 0.030 | 0.074 | 0.071 | 0.072 | 0.087 | 0.077 | -0.032 | 0.010 |
| 9/30/2023 | 0.029 | 0.079 | 0.070 | 0.071 | 0.087 | 0.076 | -0.036 | 0.006 |
| 10/1/2023 | 0.033 | 0.080 | 0.070 | 0.071 | 0.084 | 0.083 | -0.036 | 0.012 |
| 10/2/2023 | 0.039 | 0.071 | 0.054 | 0.060 | 0.081 | 0.082 | -0.029 | 0.029 |
| 10/3/2023 | 0.028 | 0.077 | 0.070 | 0.079 | 0.113 | 0.109 | | 0.005 |
| 10/4/2023 | 0.039 | 0.099 | 0.098 | 0.084 | 0.114 | 0.097 | -0.029 | 0.026 |
| 10/5/2023 | 0.046 | 0.092 | 0.088 | 0.088 | 0.103 | 0.095 | -0.023 | 0.020 |
| 10/6/2023 | 0.046 | 0.094 | 0.085 | 0.089 | 0.102 | 0.094 | | 0.000 |
| 10/7/2023 | 0.045 | 0.094 | 0.083 | 0.083 | 0.100 | 0.093 | | -0.005 |
| 10/8/2023 | 0.048 | 0.093 | 0.082 | 0.086 | 0.101 | 0.095 | | -0.002 |
| 10/9/2023 | 0.057 | 0.102 | 0.085 | 0.097 | 0.112 | 0.105 | | 0.018 |
| 10/10/2023 | 0.059 | 0.102 | 0.089 | 0.099 | 0.113 | 0.104 | | 0.017 |
| 10/11/2023 | 0.044 | 0.089 | 0.079 | 0.088 | 0.101 | 0.090 | | 0.002 |
| 10/12/2023 | 0.038 | 0.082 | 0.079 | 0.082 | 0.096 | 0.087 | | -0.010 |
| 10/13/2023 | 0.029 | 0.076 | 0.072 | 0.069 | 0.085 | 0.076 | | -0.022 |
| 10/14/2023 | 0.027 | 0.072 | 0.059 | 0.068 | 0.082 | 0.077 | | |
| 10/15/2023 | 0.040 | 0.089 | 0.081 | 0.089 | 0.099 | 0.092 | | |
| 10/16/2023 | 0.070 | 0.112 | 0.090 | 0.110 | 0.126 | 0.117 | | |
| 10/17/2023 | 0.111 | 0.151 | 0.122 | 0.154 | 0.165 | 0.158 | | |
| 10/18/2023 | 0.122 | 0.169 | 0.137 | 0.172 | 0.185 | 0.172 | | |
| 10/19/2023 | 0.104 | 0.145 | 0.134 | 0.154 | 0.161 | 0.145 | | 0.060 |
| 10/20/2023 | 0.093 | 0.137 | 0.122 | 0.139 | 0.154 | 0.141 | -0.037 | 0.066 |
| 10/21/2023 | 0.097 | 0.142 | 0.120 | 0.136 | 0.147 | 0.139 | -0.041 | 0.068 |
| 10/22/2023 | 0.095 | 0.140 | 0.120 | 0.132 | 0.146 | 0.139 | -0.044 | 0.065 |
| 10/23/2023 | 0.096 | 0.138 | 0.120 | 0.139 | 0.149 | 0.144 | -0.051 | 0.061 |
| 10/24/2023 | 0.061 | 0.125 | 0.101 | 0.149 | 0.141 | 0.122 | -0.044 | 0.053 |
| 10/25/2023 | 0.091 | 0.135 | 0.064 | -0.050 | 0.123 | 0.118 | -0.066 | 0.005 |
| 10/26/2023 | 0.093 | 0.124 | 0.104 | 0.121 | 0.127 | 0.148 | -0.070 | 0.044 |
| 10/27/2023 | 0.083 | 0.139 | 0.109 | 0.144 | 0.136 | 0.138 | -0.060 | 0.042 |
| 10/28/2023 | 0.099 | 0.142 | 0.112 | | 0.139 | 0.132 | -0.077 | 0.013 |
| 10/29/2023 | 0.089 | 0.127 | 0.110 | | 0.153 | 0.125 | -0.069 | |
| 10/30/2023 | 0.096 | 0.135 | 0.120 | | 0.146 | 0.127 | -0.064 | |
| 10/31/2023 | 0.099 | 0.143 | 0.128 | | 0.145 | 0.133 | -0.060 | 0.057 |
| 11/1/2023 | 0.094 | 0.141 | 0.119 | | 0.141 | 0.133 | -0.059 | |
| 11/3/2023 | 0.075 | 0.114 | 0.096 | 0.136 | 0.109 | 0.132 | -0.078 | -0.045 |
| 11/4/2023 | 0.065 | 0.144 | 0.122 | 0.139 | 0.155 | 0.139 | -0.067 | -0.002 |
| 11/5/2023 | 0.074 | 0.152 | 0.130 | 0.140 | 0.158 | 0.134 | -0.061 | 0.007 |
| 11/6/2023 | 0.078 | 0.146 | 0.125 | 0.137 | 0.155 | 0.135 | -0.053 | 0.004 |
| 11/7/2023 | | 0.141 | 0.126 | 0.128 | 0.146 | 0.128 | -0.052 | -0.009 |

| AMTS Z-Axis Readings - Average Daily Values (Change in Inches) | | | | | | | | |
|--|-------|-------|--------|-------|-------|-------|--------|--------|
| Date | MPEB | MPEM | MPET | MPWB | MPWM | MPWT | RW1 | RW2 |
| 11/8/2023 | | 0.135 | 0.115 | 0.122 | 0.139 | 0.119 | -0.058 | -0.022 |
| 11/9/2023 | | 0.132 | 0.109 | 0.117 | 0.134 | 0.115 | -0.057 | -0.020 |
| 11/10/2023 | | 0.133 | 0.116 | 0.116 | 0.135 | 0.114 | -0.063 | -0.027 |
| 11/11/2023 | | 0.130 | 0.118 | 0.112 | 0.132 | 0.116 | -0.070 | -0.035 |
| 11/12/2023 | | 0.129 | 0.116 | 0.111 | 0.127 | 0.115 | -0.075 | -0.037 |
| 11/13/2023 | | 0.129 | 0.111 | 0.114 | 0.131 | 0.114 | -0.068 | -0.037 |
| 11/14/2023 | | 0.124 | 0.105 | 0.112 | 0.129 | 0.110 | -0.067 | -0.049 |
| 11/15/2023 | | 0.110 | | | | 0.106 | | |
| 11/17/2023 | | 0.135 | | | | | | |
| 11/18/2023 | | 0.146 | | | | | | |
| 11/29/2023 | 0.070 | 0.121 | | | | | | |
| 11/30/2023 | 0.083 | 0.133 | | | | | | |
| 12/1/2023 | 0.091 | 0.140 | | | | | | |
| 12/2/2023 | 0.086 | 0.133 | | | | | | |
| 12/3/2023 | 0.078 | 0.127 | | | | | | |
| 12/4/2023 | 0.074 | 0.123 | | | | | | |
| 12/5/2023 | 0.079 | 0.131 | | | | | | |
| 12/6/2023 | 0.085 | 0.135 | | | | | | |
| 12/7/2023 | 0.096 | 0.142 | | | | | | |
| 12/8/2023 | 0.104 | 0.147 | 0.008 | 0.020 | 0.082 | 0.050 | | |
| 12/9/2023 | 0.109 | 0.150 | 0.010 | 0.014 | 0.080 | 0.051 | | |
| 12/10/2023 | | 0.145 | 0.003 | 0.011 | 0.077 | 0.050 | | |
| 12/11/2023 | 0.062 | 0.143 | 0.001 | 0.011 | 0.076 | 0.050 | | |
| 12/12/2023 | | 0.146 | 0.000 | 0.027 | 0.092 | 0.064 | | |
| 12/13/2023 | | 0.146 | -0.007 | 0.060 | 0.097 | 0.059 | | |
| 12/15/2023 | | 0.125 | -0.026 | 0.046 | 0.131 | 0.086 | | |
| 12/16/2023 | | 0.131 | -0.013 | 0.020 | 0.075 | 0.050 | | |
| 12/17/2023 | | 0.133 | -0.007 | 0.014 | 0.073 | 0.047 | | |
| 12/18/2023 | 0.110 | 0.149 | 0.009 | 0.023 | 0.085 | 0.057 | | |
| 12/19/2023 | 0.122 | 0.169 | 0.030 | 0.043 | 0.105 | 0.075 | | |
| 12/20/2023 | 0.117 | 0.160 | 0.010 | 0.060 | 0.120 | 0.080 | | |
| 12/21/2023 | 0.119 | 0.166 | 0.014 | 0.057 | 0.113 | 0.081 | | |
| 12/22/2023 | 0.118 | 0.170 | 0.022 | 0.056 | 0.116 | 0.089 | | |
| 12/23/2023 | 0.115 | 0.165 | 0.018 | 0.059 | 0.120 | 0.092 | | |
| 12/24/2023 | 0.119 | 0.170 | 0.027 | 0.048 | 0.112 | 0.086 | | |
| 12/25/2023 | | 0.171 | 0.026 | 0.042 | 0.107 | 0.079 | | |
| 12/26/2023 | 0.122 | 0.172 | 0.029 | 0.043 | 0.107 | 0.081 | | |
| 12/27/2023 | 0.127 | 0.177 | 0.039 | 0.047 | 0.112 | 0.085 | | |
| 12/28/2023 | 0.124 | 0.175 | 0.034 | 0.049 | 0.114 | 0.086 | | |
| 12/29/2023 | 0.133 | 0.178 | 0.035 | 0.051 | 0.114 | 0.082 | | |
| 12/30/2023 | 0.131 | 0.176 | 0.033 | 0.053 | 0.112 | 0.083 | | |
| 12/31/2023 | 0.140 | 0.185 | 0.043 | 0.062 | 0.120 | 0.090 | | |
| 1/1/2024 | 0.144 | 0.192 | 0.051 | 0.066 | 0.127 | 0.099 | | |

| AMTS Z-Axis Readings - Average Daily Values (Change in Inches) | | | | | | |
|--|-------|-------|-------|-------|-------|-------|
| Date | MPEB | MPEM | MPET | MPWB | MPWM | MPWT |
| 1/2/2024 | 0.149 | 0.197 | 0.054 | 0.071 | 0.131 | 0.105 |
| 1/3/2024 | 0.161 | 0.208 | 0.066 | 0.083 | 0.143 | 0.114 |
| 1/4/2024 | 0.153 | 0.196 | 0.052 | 0.056 | 0.118 | 0.091 |
| 1/5/2024 | 0.160 | 0.201 | 0.058 | 0.061 | 0.125 | 0.099 |
| 1/6/2024 | 0.167 | 0.209 | 0.068 | 0.075 | 0.141 | 0.113 |
| 1/7/2024 | | 0.202 | 0.062 | 0.069 | 0.134 | 0.109 |
| 1/8/2024 | 0.159 | 0.200 | 0.060 | 0.082 | 0.144 | 0.118 |
| 1/9/2024 | 0.165 | 0.210 | 0.070 | 0.075 | 0.139 | 0.110 |
| 1/10/2024 | 0.166 | 0.213 | 0.075 | 0.076 | 0.142 | 0.116 |
| 1/11/2024 | 0.157 | 0.198 | 0.059 | 0.078 | 0.141 | 0.114 |
| 1/12/2024 | | 0.213 | 0.073 | 0.085 | 0.151 | 0.126 |
| 1/13/2024 | 0.159 | 0.208 | 0.072 | 0.081 | 0.145 | 0.125 |
| 1/14/2024 | | 0.196 | 0.056 | 0.097 | 0.160 | 0.126 |
| 1/15/2024 | | 0.206 | 0.070 | 0.079 | 0.146 | 0.116 |
| 1/16/2024 | | 0.211 | 0.075 | 0.078 | 0.146 | 0.118 |
| 1/17/2024 | | 0.202 | 0.067 | 0.082 | 0.153 | 0.123 |
| 1/18/2024 | | 0.210 | 0.074 | 0.082 | 0.148 | 0.119 |
| 1/19/2024 | | 0.214 | 0.079 | 0.082 | 0.145 | 0.120 |
| 1/20/2024 | | 0.215 | 0.078 | 0.088 | 0.155 | 0.130 |
| 1/21/2024 | | 0.221 | 0.064 | 0.103 | 0.152 | 0.120 |
| 1/22/2024 | | 0.216 | 0.076 | 0.089 | 0.157 | 0.127 |
| 1/23/2024 | | 0.219 | 0.081 | 0.087 | 0.154 | 0.126 |
| 1/24/2024 | | 0.225 | 0.088 | 0.089 | 0.154 | 0.128 |
| 1/25/2024 | | 0.223 | 0.087 | 0.089 | 0.153 | 0.128 |
| 1/26/2024 | | 0.218 | 0.081 | 0.083 | 0.148 | 0.123 |
| 1/27/2024 | | 0.217 | 0.081 | 0.082 | 0.148 | 0.123 |
| 1/28/2024 | | 0.222 | 0.083 | 0.079 | 0.147 | 0.122 |
| 1/29/2024 | | 0.232 | 0.095 | 0.087 | 0.153 | 0.126 |
| 1/30/2024 | | 0.245 | 0.102 | 0.101 | 0.163 | 0.137 |
| 1/31/2024 | | 0.250 | 0.112 | 0.108 | 0.170 | 0.142 |
| 2/1/2024 | | 0.239 | 0.096 | 0.100 | 0.164 | 0.137 |
| 2/2/2024 | | 0.221 | 0.075 | 0.085 | 0.149 | 0.125 |
| 2/3/2024 | | 0.220 | 0.075 | 0.087 | 0.154 | 0.128 |
| 2/4/2024 | | 0.206 | 0.057 | 0.074 | 0.139 | 0.117 |
| 2/5/2024 | | 0.184 | 0.035 | 0.063 | 0.129 | 0.104 |
| 2/6/2024 | | 0.201 | 0.055 | 0.078 | 0.141 | 0.113 |
| 2/7/2024 | | 0.219 | 0.074 | 0.088 | 0.156 | 0.128 |
| 2/8/2024 | | 0.217 | 0.074 | 0.089 | 0.157 | 0.133 |
| 2/9/2024 | | 0.216 | 0.072 | 0.090 | 0.157 | 0.134 |
| 2/10/2024 | | 0.214 | 0.070 | 0.088 | 0.154 | 0.133 |
| 2/11/2024 | | 0.215 | 0.072 | 0.090 | 0.156 | 0.142 |
| 2/12/2024 | | 0.223 | 0.078 | 0.095 | 0.160 | 0.141 |
| 2/13/2024 | | 0.221 | 0.075 | 0.094 | 0.161 | 0.142 |

| AMTS Z-Axis Readings - Average Daily Values (Change in Inches) | | | | | | |
|--|------|-------|-------|-------|-------|-------|
| Date | MPEB | MPEM | MPET | MPWB | MPWM | MPWT |
| 2/14/2024 | | 0.207 | 0.061 | 0.083 | 0.150 | 0.132 |
| 2/15/2024 | | 0.211 | 0.069 | 0.088 | 0.157 | 0.136 |
| 2/16/2024 | | 0.212 | 0.070 | 0.090 | 0.157 | 0.140 |
| 2/17/2024 | | 0.207 | 0.066 | 0.086 | 0.152 | 0.132 |
| 2/18/2024 | | 0.192 | 0.048 | 0.070 | 0.140 | 0.117 |
| 2/19/2024 | | 0.186 | 0.037 | 0.065 | 0.130 | 0.108 |
| 2/20/2024 | | 0.196 | 0.048 | 0.077 | 0.141 | 0.119 |
| 2/21/2024 | | 0.209 | 0.063 | 0.089 | 0.154 | 0.130 |
| 2/22/2024 | | 0.231 | 0.083 | 0.110 | 0.170 | 0.153 |
| 2/23/2024 | | 0.226 | 0.080 | 0.106 | 0.170 | 0.147 |
| 2/24/2024 | | 0.222 | 0.077 | 0.096 | 0.163 | 0.143 |
| 2/25/2024 | | 0.208 | 0.058 | 0.089 | 0.152 | 0.134 |